


Form 18478  
September, 1931  
PRINTED IN U. S. A.

# PRICE LIST OF PARTS



FOR FAMILY SHOPS

---

## MACHINES

Nos. 24-60 to 24-63 and  
24-65 to 24-67

---

THE SINGER MANUFACTURING COMPANY

From the library of: Diamond Needle Corp

## INDEX

	PAGE
ACCESSORIES.....	53
ATTACHMENT SET.....	52
B. T. MOTORS (FOR 24-62 MACHINE) OBSOLETE.....	16
BIAS GAUGE.....	53
EDGE STITCHER.....	53
ELECTRICAL TRIMMINGS.....	52
ELECTRICAL TRIMMINGS (FOR PORTABLE CASE SET NO. 205) ..	37
FOOT CONTROL (FOR NO. 24-63 MACHINE) OBSOLETE.....	28
KNEE CONTROL (FOR NO. 24-62 MACHINE).....	21
KNEE CONTROL (FOR NO. 24-65 MACHINE) OBSOLETE.....	31
KNEE CONTROL (FOR NO. 24-66 MACHINE).....	42
KNEE CONTROL (FOR NO. 24-67 MACHINE).....	49
MACHINE BASE, OBSOLETE.....	15
"    No. 24-60.....	7
"    No. 24-61.....	10
"    No. 24-62, OBSOLETE.....	12
"    No. 24-63, OBSOLETE.....	24
"    No. 24-65, OBSOLETE.....	30
"    No. 24-66.....	38
"    No. 24-67.....	45
MOTOR PARTS, OBSOLETE.....	17
MOTOR PARTS (FOR NO. 24-63 MACHINE) OBSOLETE.....	25
MOTOR PARTS (FOR NO. 24-65 MACHINE) OBSOLETE.....	31
MOTOR PARTS (FOR NO. 24-66 MACHINE).....	38
MOTOR PARTS (FOR NO. 24-67 MACHINE).....	46
NUMERICAL LIST OF PARTS.....	57
QUILTER.....	54
PRESSER FEET.....	54
SINGERLIGHTS.....	54
SINGERLIGHT LAMP.....	56
STILETTO.....	54

# INSTRUCTIONS FOR ORDERING

In ordering from this list, use ONLY the part NUMBER in the FIRST column.

The number stamped on a Sewing Machine Part is in every case the number of the single part only.

Every combination of parts sent out as such has its specific number, which, although not stamped on the parts, must be used when ordering the combination.

Each number always indicates the SAME PART in whatever list it appears, or for whatever machine.

The letters after some of the numbers indicate the style of finish only, as follows:

- A—Hardened, Polished, Nickel Plated and Buffed
- B—Polished, Nickel Plated and Buffed
- C—Hardened Only
- D—Polished Only
- E—Soft, Not Polished
- F—Hardened and Polished
- H—Blued
- J—Nickel Plated Only
- K—Hardened and Nickel Plated
- L—Brass Plated
- M—Oxidized
- N—Japanned, Dull
- P—Japanned, Bright
- R—Merlized
- T—Copper Plated
- T. A.—Hardened, Polished, Copper and Nickel Plated and Buffed
- T. B.—Copper and Nickel Plated and Polished
- T. J.—Copper and Nickel Plated Only
- T. K.—Hardened, Copper and Nickel Plated
- T. M.—Copper Plated and Oxidized
- T. L.—Copper and Brass Plated
- U—Zinc Plated
- V—Silver Plated
- W—Polished and Nickel Plated
- Z—Chromium Plated
- Z. B.—Polished, Nickel Plated, Buffed and Chromium Plated
- Z. J.—Nickel and Chromium Plated

These letters MUST BE USED when they appear in the list; and AFTER the number as in the list.

In this series:

- 1 to 1500 and 50001 to 51500 are Screw Numbers
- 1501 to 1800 and 51501 to 51800 are Nut Numbers
- 1801 to 2000 and 51801 to 52000 are Roller Numbers
- 2001 to 50000 and 52001 and upward are numbers of Machine Parts

The figures in the second column refer only to the plates, illustrating the parts, and are NOT TO BE USED in ordering.

Parts marked with an asterisk (\*) are furnished only when repairs are made at factory.

# LIST OF PARTS COMPLETE FOR MACHINE No. 24-60

FOR FAMILY USE. AUTOMATIC TENSION

NO.	PLATE	NAME	EACH
*34396	---	Arm, upper and lower (solid).....	\$12 00
34457	6834	" Rock Shaft with 853c, 1811 and 34409	90
	1811 6819	" " " Roller and Stud.....	30
50359A	6835	" " " Screw Center (back).....	12
34459	---	" " " " " " 50359A with 1516B.....	20
	1516B 6819	Arm Rock Shaft Screw Center (back) Nut	07
50360c	6835	" " " " " (front)....	12
22408	6818	" Rotary Shaft with two 462c.....	3 00
	199D 6819	" " " Screw.....	06
22409	6818	Balance Wheel.....	90
34083	6818	Belt Guard.....	35
	335B 6819	" " Screw.....	02
22410	6820	Cloth Plate with 1602E.....	3 00
34438	---	" " 22410 with 34413 and two 244r	3 60
	1602E 6819	" " Bushing.....	02
	387A 6819	" " Screw.....	10
34433	6819	Connecting Rod with 34434 and two 171E..	1 50
*34434	---	" " Cap.....	—
	171E 6819	" " " Screw.....	05
50562A	6836	" " Hinge Screw.....	20
	1520r 6819	" " " " Nut.....	05
34219	6819	Face Plate with 34243.....	35
	337B 6819	" " Screw.....	02
34243	6819	" " Thread Eyelet with 8505.....	02
	8505 6819	" " " " Rivet...per 100	20
34398	6821	Feed Dog, 16 teeth (22 teeth to the inch)..	80
	190D 6819	" " Screw.....	05
22416	6822	" and Feed Lifting Eccentric with 1019c	1 50
	462c 6823	" " " " " Set Screw	02
	9511 6822	" Forked Connection with 131E and 175E.....	90
	131E 6822	Feed Forked Connection Adjusting Screw (large).....	06
	175E 6822	Feed Forked Connection Adjusting Screw (small).....	02
9512	6822	Feed Forked Connection Hinge Pin.....	07
	66A 6822	" " " " Screw.....	12
9936	6822	" " " Link with 1012E	80
	1012E 6822	" " " " Adjusting Screw.....	07

From the library of: Diarrhoid Needle Corp

NO.	PLATE	NAME	EACH
1126A	6822	Feed Forked Connection Link Hinge Screw	\$ 20
9514	6822	" Raising Bar with 131E.....	80
131E	6822	" " " Adjusting Screw.....	06
9515	6822	" " " Carrier.....	50
212D	6822	" " " " Cap Screw.....	06
5968	6822	" " " " " Washer	02
22417	6822	" " " " Hinge Pin.....	35
1518J	6822	" " " " " Nut.....	06
9517	6822	" " " " Hinge Pin.....	12
22418	6823	" Regulator.....	55
9521	6823	" " Friction Washer.....	01
59D	6823	" " Hinge Screw.....	12
22419	6823	" " Indicator with 193A.....	90
193A	6823	" " " Set Screw.....	05
22420	6823	" " " Shaft.....	25
9522	6823	Looper with 34418.....	1 20
9523	6819	" Gate.....	07
22421	6818	" " Frame.....	60
389B	6819	" " " Screw.....	06
87D	6819	" " Hinge Screw.....	07
9525	6819	" " " " Washer.....	01
1019C	6822	" Set Screw.....	02
34418	6823	" Washer.....	01
34220	6823	Needle Bar with 806A.....	90
34221	6823	" " Bushing.....	50
735C	6824	" " " Set Screw.....	02
34170	6823	" " Connecting Link with two 1313E	35
1313E	6823	" " " " Adjusting Screw.....	02
9570	6823	Needle Bar Connecting Stud with 207E.....	50
207E	6823	" " " " Clamping Screw.....	02
806A	6823	Needle Thumb Screw.....	20
22423	6823	Presser Bar.....	60
22402	6823	" " Lifter.....	30
97E	6823	" " " Hinge Screw.....	06
22424	6823	" " Spring.....	07
22404	6823	" " " Bracket with 462C.....	50
462C	6823	" " " " Set Screw.....	02
22405	6823	" " " Washer.....	01
34421	6821	" Foot.....	80
1127B	6824	" " Thumb Screw.....	12
1339B	6823	Pressure Regulating Thumb Screw.....	30
34117	6818	Pulley and Thread Nipper Rod Eccentric, 1¾ in. diam.....	1 15
22426	6818	Pulley and Thread Nipper Rod Eccentric, 2½ in. diam.....	1 15

NO.	PLATE	NAME	EACH
1167E	6824	Pulley and Thread Nipper Rod Eccentric Screw.....	\$ 07
34460	6835	Spool Pin.....	07
34401	6824	" " Bracket with 1550J and 34460..	35
330D	6824	" " " Screw.....	02
34402	---	" " Disc.....	20
34403	6824	" " " 34402 with 557A and 34404	50
34404	---	" " " Hub.....	20
557A	6823	" " " Thumb Screw.....	20
1550J	9326	" " Nut.....	05
34222	6824	Thread Controller Eyelet (lower).....	01
34405	6824	" " " (upper).....	02
34406	---	" " Plate.....	1 40
34407	6824	Thread Controller Plate complete, Nos. 1123c, 1624B, 34222, 34224, 34405, 34406, 34411, 34412, 50303D and two 8505.....	1 80
934B	6824	Thread Controller Plate Screw.....	02
34224	6824	" " Spring.....	20
1123c	6824	" " " Adjusting Screw	02
8505	6819	" " " Rivet..... per 100	20
34566	6836	" Eyelet (top of arm).....	20
50014c	6825	" " " Set Screw.....	02
22432	6825	" Guide Pin (top of arm).....	02
22433	6825	" Nipper Adjusting Stud.....	35
22437	---	" " " " 22433 with 22434 to 22436.....	50
1170H	6825	Thread Nipper Adjusting Stud Hole Plug Screw.....	20
22434	6825	Thread Nipper Adjusting Stud Washer (leather) lower.....	01
22435	6825	Thread Nipper Adjusting Stud Washer (leather) upper.....	02
22436	6825	Thread Nipper Adjusting Stud Washer (steel).....	01
34423	6825	Thread Nipper Body.....	1 15
34456	---	Thread Nipper Body complete, Nos. 22440, 22443, 34423, 34425, 34432, 34455, 34520, 49043 and two 34543.....	2 40
1125B	6825	Thread Nipper Body Set Screw.....	06
49043	6825	" " " Washer (fibre).....	02
34430	---	" " Cap.....	25
34431	---	" " " Stud.....	55
34432	6825	" " " 34431 with 34430	80
22440	6825	" " " Washer (cloth).....	01
34425	6825	" " Disc.....	20
22443	6825	" " Locking Washer.....	20
34520	6851	" " " " Cap (leather)	01

From the library of: Diamond Needle Corp

NO.	PLATE	NAME	EACH
22449	6825	Thread Nipper Rod.....	\$1 50
34455	6825	" " Spring.....	02
34543	6851	" " Washer (micarda)...	06
34408	6824	" Pull-off Eyelet (double).....	25
219A	6824	" " Screw.....	02
34409	6824	" " Pin.....	07
853c	6824	" " Set Screw.....	02
34225	6824	" Take-up with 735c.....	35
735c	6824	" " Set Screw.....	02
34411	6824	" " Spring.....	07
50303D	6824	" " " Screw.....	06
1624B	6824	" " " " Nut.....	05
34412	6824	" " " " " Frie- tion Washer.....	01
34413	6821	Throat Plate for 34398.....	50
244J	6824	" " Screw.....	05

## MACHINE No. 24-61

FOR FAMILY USE. AUTOMATIC TENSION.

This Machine is the No. 24-60, with the addition of the following:

### HAND ATTACHMENT PARTS

NO.	PLATE	NAME	EACH
34074	2714	Base with two 34075.....	\$ 60
34075	6831	" Position Stud.....	07
34076	2714	Bracket.....	90
690D	6831	" Screw.....	07
80023	6835	Crank Handle (wood).....	12
94012	6835	" " Spindle.....	20
8280	6831	" Hinge Pin.....	01
8435	2714	" Lever.....	30
94005	---	Crank complete, Nos. 8435, 80023 and 94012.....	60
8281	6831	Crank Lock Pin.....	02
8282	6831	" " Spring.....	01
34077	6831	Driver.....	55
34072	6831	" Pinion.....	55
1327F	6831	" " Screw Stud.....	25
1620J	6831	" " " " Nut.....	05
240D	6831	" " Set Screw.....	02
34071	2714	Gear with 8281 and 8282.....	55
9566	6846	" Cover.....	20
399A	6831	" " Screw.....	02
659D	6831	" Screw Stud.....	20

NO.	PLATE	NAME	EACH
34073	6831	Pinion (intermediate).....	\$ 55
45F	6831	" " Screw Stud.....	20
34078	---	Hand Attachment complete, Nos. 45F, 240D, 659D, 1327F, 1620J, 8280, 9566, 34071 to 34074, 34076, 34077, 94005 and two each 399A, 690D and wood screws 1 in. No. 14.....	6 00

Genuine Singer Needles and their Containers are marked with the Company's Trade Mark "SIMANCO."

Needles in Containers marked "For Singer Machines" are not Singer made needles.

**LIST OF PARTS COMPLETE  
FOR  
MACHINE No. 24-62**

**FOR FAMILY USE. B. T. MOTOR AND METAL BASE PLATE.**

**FOR PORTABLE CASE SET No. 202; KNEE CONTROL.**

**OBSOLETE**

NO.	PLATE	NAME	EACH
*34579	—	Arm, upper and lower (solid).....	\$12 00
34457	6834	“ Rock Shaft with 853c, 1811 and 34409	90
1811	6819	“ “ “ Roller and Stud.....	30
50359A	6835	“ “ “ Screw Center (back).....	12
34459	—	“ “ “ “ “ “ 50359A with 1516B.....	20
1516B	6819	Arm Rock Shaft Screw Center (back) Nut	07
50360C	6835	“ “ “ “ “ (front).....	12
22408	6818	“ Rotary Shaft with two 462c.....	3 00
199D	6819	“ “ “ Screw.....	06
22409	6818	Balance Wheel.....	90
34546	6837	Belt Guard.....	35
335B	6819	“ “ Screw.....	02
22410	6820	Cloth Plate with 1602E.....	3 00
34438	—	“ “ 22410 with 34413 and two 244j	3 60
1602E	6819	“ “ Bushing.....	02
387A	6819	“ “ Screw.....	10
34433	6819	Connecting Rod with 34434 and two 171E	1 50
*34434	—	“ “ Cap.....	—
171E	6819	“ “ “ Screw.....	05
50562A	6836	“ “ Hinge Screw.....	20
1520J	6819	“ “ “ “ Nut.....	05
34219	6819	Face Plate with 34243.....	35
337B	6819	“ “ Screw.....	02
34243	6819	“ “ Thread Eyelet with 8505.....	02
8505	6819	“ “ “ “ Rivet...per 100	20
34398	6821	Feed Dog, 16 teeth (22 teeth to the inch)...	80
190D	6819	“ “ Screw.....	05
22416	6822	“ and Feed Lifting Eccentric with 1019c	1 50
462c	6823	“ “ “ “ “ Set Screw	02
9511	6822	“ Forked Connection with 131E and 175E.....	90
131E	6822	Feed Forked Connection Adjusting Screw (large).....	06
175E	6822	Feed Forked Connection Adjusting Screw (small).....	02

NO.	PLATE	NAME	EACH
9512	6822	Feed Forked Connection Hinge Pin.....	\$ 07
66A	6822	“ “ “ “ Screw.....	12
9936	6822	“ “ “ Link with 1012E	80
1012E	6822	“ “ “ “ Adjusting Screw.....	07
1126A	6822	Feed Forked Connection Link Hinge Screw	20
9514	6822	“ Raising Bar with 131E.....	80
131E	6822	“ “ “ Adjusting Screw.....	06
9515	6822	“ “ “ Carrier.....	50
212D	6822	“ “ “ “ Cap Screw.....	06
5968	6822	“ “ “ “ “ Washer	02
22417	6822	“ “ “ “ Hinge Pin.....	35
1518J	6822	“ “ “ “ “ Nut.....	06
9517	6822	“ “ “ Hinge Pin.....	12
22418	6823	“ Regulator.....	55
9521	6823	“ “ Friction Washer.....	01
59D	6823	“ “ Hinge Screw.....	12
22419	6823	“ “ Indicator with 193A.....	90
193A	6823	“ “ “ Set Screw.....	05
22420	6823	“ “ “ Shaft.....	25
9522	6823	Looper with 34418.....	1 20
9523	6819	“ Gate.....	07
22421	6818	“ “ Frame.....	60
389B	6819	“ “ “ Screw.....	06
87D	6819	“ “ Hinge Screw.....	07
9525	6819	“ “ “ Washer.....	01
1019C	6822	“ Set Screw.....	02
34418	6823	“ Washer.....	01
34220	6823	Needle Bar with 806A.....	90
34221	6823	“ “ Bushing.....	50
735C	6824	“ “ “ Set Screw.....	02
34170	6823	“ “ Connecting Link with two 1313E	35
1313E	6823	“ “ “ “ Adjusting Screw.....	02
9570	6823	Needle Bar Connecting Stud with 207E....	50
207E	6823	“ “ “ “ Clamping Screw.....	02
806A	6823	Needle Thumb Screw.....	20
22423	6823	Presser Bar.....	60
22402	6823	“ “ Lifter.....	30
97E	6823	“ “ “ Hinge Screw.....	06
22424	6823	“ “ Spring.....	07
22404	6823	“ “ “ Bracket with 462c....	50
462C	6823	“ “ “ “ Set Screw.....	02
22405	6823	“ “ “ Washer.....	01
34421	6821	“ Foot.....	80
1127B	6824	“ “ Thumb Screw.....	12

From the library of: Diamond Needle Corp

NO.	PLATE	NAME	EACH
1339B	6823	Pressure Regulating Thumb Screw.....	\$ 30
34117	6818	Pulley and Thread Nipper Rod Eccentric, 1 3/4 in. diam.....	1 15
22426	6818	Pulley and Thread Nipper Rod Eccentric, 2 1/8 in. diam.....	1 15
1167E	6824	Pulley and Thread Nipper Rod Eccentric Screw.....	07
34460	6835	Spool Pin.....	07
34401	6824	" " Bracket with 1550J and 34460.....	35
330D	6824	" " " Screw.....	02
34402	—	" " Disc.....	20
34403	6824	" " " 34402 with 557A and 34404.....	50
34404	—	" " " Hub.....	20
557A	6823	" " " Thumb Screw.....	20
1550J	9326	" " Nut.....	05
34222	6824	Thread Controller Eyelet (lower).....	01
34405	6824	" " " (upper).....	02
34406	—	" " Plate.....	1 40
34407	6824	Thread Controller Plate complete, Nos. 1123c, 1624B, 34222, 34224, 34405, 34406, 34411, 34412, 50303D and two 8505.....	1 80
934B	6824	Thread Controller Plate Screw.....	02
34224	6824	" " Spring.....	20
1123c	6824	" " " Adjusting Screw.....	02
8505	6819	" " " Rivet.....per 100	20
34566	6836	" Eyelet (top of arm).....	20
50014c	6825	" " " " " Set Screw.....	02
34562	6836	" Nipper Adjusting Stud.....	60
34563	—	" " " " 34562 with 22434, 22435 and 34564.....	70
1170H	6825	Thread Nipper Adjusting Stud Hole Plug Screw.....	20
22434	6825	Thread Nipper Adjusting Stud Washer (leather) lower.....	01
22435	6825	Thread Nipper Adjusting Stud Washer (leather) upper.....	02
34564	6836	Thread Nipper Adjusting Stud Washer (steel).....	01
34548	6836	Thread Nipper Body with two 34560.....	1 20
34549	—	Thread Nipper Body complete, Nos. 22440 to 22442, 22446, 34455, 34548, 34551 to 34553, 34557 to 34559 and 34561.....	3 60
1125B	6825	Thread Nipper Body Set Screw.....	06
34430	—	" " " Cap.....	25
*34550	—	" " " " Stud.....	80
34551	6836	" " " " " 34550 with 34430.....	1 00

NO.	PLATE	NAME	EACH
22440	6825	Thread Nipper Body Cap Washer (cloth)...	\$ 01
22441	6836	" " " " (steel)...	05
22442	6836	" " Disc (grooved).....	20
34552	6836	" " Locking Washer.....	12
34553	6836	Thread Nipper Locking Washer Cap com- plete, Nos. 34554 to 34556.....	20
*34554	—	Thread Nipper Locking Washer Cap Body	20
*34555	—	" " " " " " " " Cover (felt).....	01
*34556	—	Thread Nipper Locking Washer Cap Body Cover Retaining Washer.....	01
34557	6836	Thread Nipper Locking Washer Cap Ball Pin	12
34558	6836	" " Ring (lower).....	20
34559	6836	" " " " Washer (1/2 in., cloth).....	02
22446	6836	Thread Nipper Ring (upper).....	20
34560	6836	" " " Position Pin.....	02
22449	6825	" " Rod.....	50
34565	—	" " " 22449 with 34563.....	20
34155	6825	" " Spring.....	02
34561	6836	" " " Washer (micarda)...	25
34108	6824	" Pull-off Eyelet (double).....	25
219A	6824	" " " Screw.....	02
34409	6824	" " Pin.....	07
853c	6824	" " " Set Screw.....	02
34225	6824	" Take-up with 735c.....	35
735c	6824	" " Set Screw.....	02
34111	6824	" " Spring.....	07
50303D	6824	" " " Screw.....	06
1624B	6824	" " " " Nut.....	05
34412	6824	" " " " " " " " " " Fric- tion Washer.....	01
34413	6821	Throat Plate for 34398.....	50
244J	6824	" " Screw.....	05

## MACHINE BASE

FOR PORTABLE CASE SET No. 202

OBSOLETE

NO.	PLATE	NAME	EACH
34545	6838	Machine Base with 28186 and two each 453c, 934B and 34075.....	\$6 00
453c	6836	Machine Hinge Connection Hinge Pin Set Screw.....	02
34075	6831	Machine Position Stud.....	07
50576E	6836	" Screw.....	07
28186	6837	Index Plate.....	20
934B	6824	" " Screw.....	02

**B. T. MOTORS**

FOR MACHINE No. 24-62

**OBSOLETE**

CAT. NO.	AMP.	VOLTS	CYCLES	CURRENT
B. T. 107	.6	100-110	60	D. C. and A. C.
B. T. 108	.6	115-125	60	D. C. and A. C.
B. T. 110	.3	200-220	60	D. C. and A. C.
B. T. 112	.3	230-250	60	D. C. and A. C.
B. T. 113	1.4	32		D. C.
B. T. 117	.6	100-110	50	D. C. and A. C.
B. T. 118	.6	115-125	50	D. C. and A. C.
B. T. 119	.45	150-165	50	D. C. and A. C.
B. T. 120	.3	200-220	50	D. C. and A. C.
B. T. 121	.3	210-230	50	D. C. and A. C.
B. T. 122	.3	230-250	50	D. C. and A. C.
B. T. 124		50	50	D. C. and A. C.
B. T. 127	.6	100-110	25 and 33 $\frac{1}{3}$	A. C.
B. T. 128	.6	115-125	25 and 33 $\frac{1}{3}$	A. C.
B. T. 129	.45	150-165	25 and 33 $\frac{1}{3}$	A. C.
B. T. 130	.3	200-220	25 and 33 $\frac{1}{3}$	A. C.
B. T. 132	.3	230-250	25 and 33 $\frac{1}{3}$	A. C.
B. T. 147	.6	100-110	40 and 60	A. C.
B. T. 148	.6	115-125	40 and 60	A. C.
B. T. 149	.45	150-165	40 and 60	A. C.
B. T. 150	.3	200-220	40 and 60	A. C.
B. T. 152	.3	230-250	40 and 60	A. C.
B. T. 157	.6	100-110	40	D. C. and A. C.
B. T. 158	.6	115-125	40	D. C. and A. C.
B. T. 159		150-165	40	D. C. and A. C.
B. T. 160		200-220	40	D. C. and A. C.
B. T. 162		230-250	40	D. C. and A. C.
B. T. 177		100-110	67 and 83	A. C.
B. T. 178		115-125	67 and 83	A. C.
B. T. 179		150-165	67 and 83	A. C.
B. T. 180		200-220	67 and 83	A. C.
B. T. 182		230-250	67 and 83	A. C.
B. T. 187		100-110	85 and 100	A. C.
B. T. 188		115-125	85 and 100	A. C.
B. T. 189		150-165	85 and 100	A. C.
B. T. 190		200-220	85 and 100	A. C.
B. T. 192		230-250	85 and 100	A. C.

**MOTOR PARTS****OBSOLETE**

NO.	PLATE	NAME	EACH
190008	6839	Armature complete for B. T. 107 Motor..	\$6 00
190009	—	Armature complete for B. T. 108 Motor..	6 00
190010	—	Armature complete for B. T. 110 Motor..	6 00
190011	—	Armature complete for B. T. 112 Motor..	6 00
		Armature complete for B. T. 113 Motor..	6 00
		Armature complete for B. T. 117 Motor..	6 00
		Armature complete for B. T. 118 Motor..	6 00
		Armature complete for B. T. 119 Motor..	6 00
		Armature complete for B. T. 120 Motor..	6 00
		Armature complete for B. T. 121 Motor..	6 00
		Armature complete for B. T. 122 Motor..	6 00
		Armature complete for B. T. 124 Motor..	6 00
190008	6839	Armature complete for B. T. 127 Motor..	6 00
		Armature complete for B. T. 128 Motor..	6 00
		Armature complete for B. T. 129 Motor..	6 00
		Armature complete for B. T. 130 Motor..	6 00
		Armature complete for B. T. 132 Motor..	6 00
190008	6839	Armature complete for B. T. 147 Motor..	6 00
		Armature complete for B. T. 148 Motor..	6 00
		Armature complete for B. T. 149 Motor..	6 00
		Armature complete for B. T. 150 Motor..	6 00
		Armature complete for B. T. 152 Motor..	6 00
		Armature complete for B. T. 157 Motor..	6 00
190009	—	Armature complete for B. T. 158 Motor..	6 00
190013	—	Armature complete for B. T. 159 Motor..	6 00
		Armature complete for B. T. 160 Motor..	6 00
		Armature complete for B. T. 162 Motor..	6 00
		Armature complete for B. T. 177 Motor..	6 00
		Armature complete for B. T. 178 Motor..	6 00
		Armature complete for B. T. 179 Motor..	6 00
		Armature complete for B. T. 180 Motor..	6 00
		Armature complete for B. T. 182 Motor..	6 00
		Armature complete for B. T. 187 Motor..	6 00
		Armature complete for B. T. 188 Motor..	6 00
		Armature complete for B. T. 189 Motor..	6 00
		Armature complete for B. T. 190 Motor..	6 00
		Armature complete for B. T. 192 Motor..	6 00
190076	8151	" Shaft Bearing Sleeve.....	20
190304	8151	" " " " Cap.....	05
191097	6851	" Thrust Washer (fibre).....	01
191098	6851	" " " (peerless paper)	01
190980	—	Belt, size $\frac{5}{32}$ in., length 11 $\frac{7}{8}$ in.....	25



## MOTOR PARTS

NO.	PLATE	NAME	EACH
190976	6839	Belt complete, Nos. 190980 and 190981...	\$ 30
190981	6849	" Hook.....	01
190782	8151	Brush (carbon) for 32 to 145 volts.....	14
190083	8151	" Holder Spring.....	03
*190079	8151	" " Tube.....	08
190437	—	" " " 190079 with 190354..	20
190780	—	" " " 190079 with 190517..	25
*190547	8151	" " " Insulation.....	14
50518c	8151	" " " " Set Screw	02
50596R	8187	" " " Cap Screw.....	06
190551	—	Brush Holder complete, Nos. 50596R, 190083, 190780 and 190782.....	50
190354	6839	Brush Lead, 6¼ in. long (black).....	05
190059	6839	Commutator complete.....	1 25
191124	6839	End Cover (commutator end).....	2 00
191141	—	End Cover (commutator end) complete, Nos. 904c, 190076, 190437, 191124 and two each 50518c and 190517.....	3 30
191125	6839	End Cover (pulley end).....	2 00
191142	—	End Cover (pulley end) complete, Nos. 904c, 190076, 190559 and 191125.....	2 50
190559	8151	End Cover (pulley end) Lead Bushing...	10
50517B	8151	" " Screw.....	12
191139	6841	Field Coil (lower) for B. T. 107 Motor...	90
191251	—	" " " " B. T. 108 Motor...	90
191233	—	" " " " B. T. 110 Motor...	90
191233	—	" " " " B. T. 112 Motor...	90
		" " " " B. T. 113 Motor...	90
		" " " " B. T. 117 Motor...	90
		" " " " B. T. 118 Motor...	90
		" " " " B. T. 119 Motor...	90
		" " " " B. T. 120 Motor...	90
		" " " " B. T. 121 Motor...	90
		" " " " B. T. 122 Motor...	90
		" " " " B. T. 124 Motor...	90
191365	—	" " " " B. T. 127 Motor...	90
		" " " " B. T. 128 Motor...	90
		" " " " B. T. 129 Motor...	90
		" " " " B. T. 130 Motor...	90
		" " " " B. T. 132 Motor...	90
190890	—	" " " " B. T. 147 Motor...	90
		" " " " B. T. 148 Motor...	90
		" " " " B. T. 149 Motor...	90
		" " " " B. T. 150 Motor...	90
		" " " " B. T. 152 Motor...	90
		" " " " B. T. 157 Motor...	90

## MOTOR PARTS

NO.	PLATE	NAME	EACH
191161	—	Field Coil (lower) for B. T. 158 Motor...	\$ 90
		" " " " B. T. 159 Motor...	90
		" " " " B. T. 160 Motor...	90
		" " " " B. T. 162 Motor...	90
		" " " " B. T. 177 Motor...	90
		" " " " B. T. 178 Motor...	90
		" " " " B. T. 179 Motor...	90
		" " " " B. T. 180 Motor...	90
		" " " " B. T. 182 Motor...	90
		" " " " B. T. 187 Motor...	90
		" " " " B. T. 188 Motor...	90
		" " " " B. T. 189 Motor...	90
		" " " " B. T. 190 Motor...	90
		" " " " B. T. 192 Motor...	90
191138	6841	" " (upper) for B. T. 107 Motor...	90
191325	—	" " " " B. T. 108 Motor...	90
191232	—	" " " " B. T. 110 Motor...	90
191232	—	" " " " B. T. 112 Motor...	90
		" " " " B. T. 113 Motor...	90
		" " " " B. T. 117 Motor...	90
		" " " " B. T. 118 Motor...	90
		" " " " B. T. 119 Motor...	90
		" " " " B. T. 120 Motor...	90
		" " " " B. T. 121 Motor...	90
		" " " " B. T. 122 Motor...	90
		" " " " B. T. 124 Motor...	90
191138	6841	" " " " B. T. 127 Motor...	90
		" " " " B. T. 128 Motor...	90
		" " " " B. T. 129 Motor...	90
		" " " " B. T. 130 Motor...	90
		" " " " B. T. 132 Motor...	90
191140	—	" " " " B. T. 147 Motor...	90
		" " " " B. T. 148 Motor...	90
		" " " " B. T. 149 Motor...	90
		" " " " B. T. 150 Motor...	90
		" " " " B. T. 152 Motor...	90
		" " " " B. T. 157 Motor...	90
191234	—	" " " " B. T. 158 Motor...	90
		" " " " B. T. 159 Motor...	90
		" " " " B. T. 160 Motor...	90
		" " " " B. T. 162 Motor...	90
		" " " " B. T. 177 Motor...	90
		" " " " B. T. 178 Motor...	90
		" " " " B. T. 179 Motor...	90
		" " " " B. T. 180 Motor...	90
		" " " " B. T. 182 Motor...	90
		" " " " B. T. 187 Motor...	90

NO.	PLATE	NAME	EACH
		Field Coil (upper) for B. T. 188 Motor...	\$ 90
		" " " " B. T. 189 Motor...	90
		" " " " B. T. 190 Motor...	90
		" " " " B. T. 192 Motor...	90
190056	6841	" " Insulation.....	01
190356	6839	" " Lead, 6¾ in long (green).....	05
190563	8151	" " Retainer.....	10
190303	6841	Field Core complete.....	2 50
190977	6841	" " Shield.....	50
	335B	" " " Screw.....	02
191087	6850	Grease Cup Body complete, Nos. 190938 and 191088.....	40
191088	—	Grease Cup Body.....	30
	904C	" " " Set Screw.....	02
*190938	—	" " Spring Stop.....	10
190074	8151	" " Wick (felt).....	01
190075	8151	" " " Spring.....	02
190268	8151	Idler Lever.....	14
191137	—	Idler Lever complete, Nos. 1654K, 50516B, 190095, 190268 and two 190445.....	80
	701B	Idler Lever Hinge Screw.....	10
190877	6850	" " Spring.....	03
190095	8151	" Pulley.....	25
	50516B	" " Screw.....	20
	1654K	" " " Nut.....	06
190445	8151	" " Washer (fibre).....	02
190982	6841	Lead, 11 in. long, with 190658.....	50
191054	6841	" 10 in. long, with 190658.....	50
87582	6849	Machine Base Catch Spring Pin.....	03
191050	6839	Motor Bracket with 87582.....	1 25
	134J	" " Screw.....	07
	168B	" " Screw.....	06
190721	—	Name Plate.....	20
	36648	" " Rivet..... per 100	80
191010	6849	Pulley with 460C.....	30
	460C	" " Set Screw.....	02
190651	6839	Terminal complete.....	50
190978	6841	" Cover.....	50
	335B	" " Screw.....	02
	329J	" " Screw.....	02
190439	6839	Tube, filled with Singer Motor Lubricant	14
190613	—	" 190439 with 190612.....	14
190612	—	" Carton (paper).....	05

## KNEE CONTROL

FOR PORTABLE CASE SET No. 202  
FOR MACHINE No. 24-62

NOTE: These Controllers are to be used for repairs in  
place of wire wound controllers

NO.	PLATE	NAME	EACH
193394	—	Controller complete, for 32 to 55 volts, A. C. or D. C. Motor, Nos. 51007D, 191278, 192211, 192269, 192273, 192274, 192302, 192304, 192305, 192807, 193397, 193398, 899279 and two each 23258, 50939R and 701690.....	\$6 00
193395	6852	Controller complete, for 95 to 145 volts, A. C. or D. C. Motor, Nos. 51007D, 191278, 192140, 192269, 192273, 192274, 192302, 192304, 192305, 192807, 193397, 193398, 899279 and two each 23258, 50939R and 701690.....	6 00
193396	—	Controller complete, for 150 to 250 volts, A. C. or D. C. Motor, Nos. 51007D, 191278, 192141, 192269, 192273, 192274, 192302, 192304, 192305, 192807, 193397, 193398, 899279 and two each 23258, 50939R and 701690.....	6 00
192469	6846	Controller Cover (two wood screws, ¾ in. No. 3 R. H. Brass).....	40
192470	6846	Controller Cover Insulation (paper).....	06
*190987	—	" " Lead for 193397.....	05
193397	6852	Controller Lead, 5¼ in. long, complete, Nos. 190658, 190987, 191960 and 191961	55
*192838	—	Controller Lead for 193398.....	—
193398	6852	Controller Lead, 6¾ in. long, complete, Nos. 190659, 191960, 191961 and 192838	55
192441	6851	Controller Lead Bushing.....	10
191915	6851	" " " Retainer.....	01
*190552	—	" " Connecting Plug Ferrule	08
*190615	—	" " " Insert (moulded) for 190659.....	14
*190616	—	Controller Lead Connecting Plug Insert (moulded) for 190658.....	14
50520	6851	Controller Lead Connecting Plug Insert Screw (brass).....	06
*190553	—	Controller Lead Connecting Plug Insert Screw Washer.....	03

NO.	PLATE	NAME	EACH
*190484	—	Controller Lead Connecting Plug Insulation Washer.....	\$ 01
190659	6838	Controller Lead Connecting Plug (female half) Nos. 50520, 190484, 190552, 190553 and 190615.....	25
190658	6841	Controller Lead Connecting Plug (male half) Nos. 50520, 190484, 190552, 190553 and 190616.....	25
*191960	—	Controller Lead Terminal Clip Body.....	01
*191961	—	“ “ “ “ “ Cap.....	01
192211	6845	“ Resistance Unit for 32 to 55 volts.....	2 50
192140	6845	Controller Resistance Unit for 95 to 145 volts.....	2 50
192141	6845	Controller Resistance Unit for 150 to 250 volts.....	2 50
192270	6848	Controller Resistance Unit Base with 192272.....	—
192269	—	Controller Resistance Unit Base 192270 with 192335 and 192336.....	2 40
50559R	6851	Controller Resistance Unit Base Screw.....	07
191703	8187	“ “ “ “ “ Washer.....	03
192149	6848	Controller Resistance Unit Driver.....	10
192273	6848	Controller Resistance Unit Driver complete, Nos. 192149 and 192308.....	20
191278	8187	Controller Resistance Unit Driver Actuating Collar with 50200c.....	55
50200c	8187	Controller Resistance Unit Driver Actuating Collar Set Screw.....	05
192805	6850	Controller Resistance Unit Driver Oil Pad (felt).....	02
192806	6850	Controller Resistance Unit Driver Oil Pad Holder.....	05
192807	—	Controller Resistance Unit Driver Oil Pad Holder 192806 with 192805.....	07
192308	6848	Controller Resistance Unit Driver Shaft.....	—
*192335	—	“ “ “ “ “ Bushing.....	—
*192336	—	Controller Resistance Unit Driver Shaft Bushing Flange.....	—
192274	6849	Controller Resistance Unit Driver Spring.....	03
192272	—	“ “ “ “ “ Guide Pin.....	12
192305	6850	Controller Resistance Unit Operating Lever with 192306.....	25

NO.	PLATE	NAME	EACH
51007D	6850	Controller Resistance Unit Operating Lever Hinge Screw.....	\$ 20
192302	6850	Controller Resistance Unit Operating Screw Adjusting Nut (insulating) with 192303.....	20
*192303	—	Controller Resistance Unit Operating Screw Adjusting Nut Insert (brass)....	—
192304	6850	Controller Resistance Unit Operating Screw Locking Washer.....	02
192306	6850	Controller Resistance Unit Operating Screw Locking Washer Position Pin....	03
50939R	2914	Controller Resistance Unit Screw.....	03
701690	9326	“ “ “ “ Washer (large).....	03
23258	2914	Controller Resistance Unit Screw Washer (small).....	01
191284	6852	Knee Lever with 191285.....	1 50
*191285	—	“ “ Socket.....	60
191286	6852	Knee Lever complete, Nos. 287R, 190951 and 191284.....	2 30
190951	6838	Knee Lever Extension.....	60
287B	6844	“ “ “ “ Thumb Screw.....	20
192425	6853	Lead with Singerlight Connector Block complete, from lamp socket to twin terminal block, Nos. 191192, 192426, 192540 and two 190659.....	1 50
*192426	—	Lead for 192425.....	—
*190552	—	“ Connecting Plug Ferrule.....	08
*190615	—	“ “ “ “ Insert (moulded).....	14
50520	6851	“ “ “ “ Screw (brass).....	06
*190553	—	“ “ “ “ “ Washer.....	03
*190484	—	“ “ “ “ “ Insulation Washer.....	01
190659	6838	Lead Connecting Plug (female half) Nos. 50520, 190484, 190552, 190553 and 190615.....	25
192541	2944	Lead Cord Plug Base.....	05
192542	2944	“ “ “ “ Cap.....	10
192543	2944	“ “ “ “ Flash Disc (fibre).....	01
192540	2944	Lead Cord Plug complete, for lamp socket, Nos. 192541 to 192543.....	14
899279	—	Name Plate.....	20
191192	6853	Singerlight Connector Block (three way) complete, Nos. 191197, 191198 and two each 1768, 50577 and 191206.....	25
191197	—	Singerlight Connector Block (upper half).....	05
191198	—	“ “ “ “ (lower half).....	05

NO.	PLATE	NAME	EACH
191206	—	Singerlight Connector Block Contact complete, Nos. 50587, 191207 and 191208.	\$ 10
191207	—	Singerlight Connector Block Contact Body	05
191208	—	" " " " "	02
		Spring.....	02
50577	6851	Singerlight Connector Block Screw.....	07
1768	6851	" " " " Nut...	05
50587	6851	" " " Wire Clamping Screw.....	06
192447	—	Twin Terminal Block.....	—
191933	—	" " Post.....	05
1785	6851	" " " Nut.....	05
51523	6849	" " " Thumb Nut with 191959.....	06
*191959	—	Twin Terminal Post Thumb Nut Insert..	—
192446	6846	Twin Terminal complete, Nos. 192447 and two each 1785, 51523, 191133 and wood screws 1½ in. No. 12 R. H. M. F. O. and A.....	30

## MACHINE No. 24-63

FOR FAMILY USE. FOR B. U. MOTOR; FOOT CONTROL ONLY. FOR WOOD BASE No. 97042. TO BE USED ON CABINET TABLE AND FOOT POWER STAND.

THE MACHINE HEAD FOR THIS OUTFIT IS IDENTICAL WITH THAT OF THE 24-62 MACHINE. THE DIFFERENCE IS THE WOOD BASE No. 97042, IN PLACE OF METAL BASE No. 34545, B. U. MOTOR IN PLACE OF B. T. MOTOR AND FOOT CONTROL IN PLACE OF KNEE CONTROL.

### OBSOLETE

#### PARTS SPECIAL TO THIS MACHINE FOLLOW:

#### MACHINE BASE FOR CABINET TABLE OR STAND

### OBSOLETE

NO.	PLATE	NAME	EACH
191132	6850	Connecting Plug Holder with two each 50150c and wood screws 1 in. No. 6 R. H. M. F. O. and A.....	\$ 50
50150c	6851	Connecting Plug Set Screw.....	02
9174 97042	6854	Machine Base (ebonized) with 115e, 2807, 28186, 34567, 191132, 191135 and two each 124359 and 191133.....	1 50

NO.	PLATE	NAME	EACH
124359	6848	Machine Base Catch Spring with two wood screws 5/8 in. No. 7 R. H. M. F. O. and A.	\$ 12
34567	6846	Machine Cushion (felt).....	12
191133	6850	" Position Stud.....	02
115e	6851	" Screw.....	12
2807	6851	" " Washer.....	01
191135	6848	Motor Bracket Plate with two wood screws 7/8 in. No. 10 R. H. M. F. O. and A....	80
28186	6837	Index Plate.....	20

## MOTOR PARTS

### FOR B. U. 203 TO B. U. 292 MOTORS

#### FOR MACHINE No. 24-63

### OBSOLETE

NO.	PLATE	NAME	EACH
192778	—	Armature complete for B. U. 203 Motor..	\$6 00
—	—	Armature complete for B. U. 205 Motor..	6 00
—	—	Armature complete for B. U. 206 Motor..	6 00
192779	—	Armature complete for B. U. 207 Motor..	6 00
—	—	Armature complete for B. U. 208 Motor..	6 00
—	—	Armature complete for B. U. 209 Motor..	6 00
—	—	Armature complete for B. U. 210 Motor..	6 00
—	—	Armature complete for B. U. 211 Motor..	6 00
—	—	Armature complete for B. U. 212 Motor..	6 00
—	—	Armature complete for B. U. 215 Motor..	6 00
—	—	Armature complete for B. U. 287 Motor..	6 00
—	—	Armature complete for B. U. 290 Motor..	6 00
—	—	Armature complete for B. U. 292 Motor..	6 00
190076	8151	" Shaft Bearing Sleeve.....	20
190304	8151	" " " " Cap.....	05
191097	6851	" Thrust Washer (fibre).....	01
191098	6851	" " " (peerless paper)	01
191130	—	Belt.....	—
190981	6849	" Hook.....	01
191131	—	Belt complete, Nos. 190981 and 191130...	25
190782	8151	Brush (carbon) for 32 to 145 volts.....	14
192947	9326	" " " 150 to 250 volts.....	10
190083	8151	" Holder Spring.....	03
*190079	8151	" " Tube.....	08
192930	9326	" " " Cap.....	06
192901	9326	" " " Insulation.....	14
50518c	8151	" " " " Set Screw	02
190059	6839	Commutator complete.....	1 25
*192363	—	End Cover (commutator end).....	—

NO.	PLATE	NAME	EACH
192395	—	End Cover (commutator end) complete, Nos. 190076, 192363 and two 50518c...	\$1 25
*192362	—	End Cover (pulley end).....	—
192396	—	End Cover (pulley end) complete, Nos. 190076, 192106, 192362 and two 701654	1 25
192106	6849	End Cover (pulley end) Lead Bushing	05
701654	6851	“ “ “ “ “ “	—
		Washer.....	01
50517B	8151	End Cover (pulley end) Screw.....	12
The Part Numbers for the Field Coils (upper and lower) that are printed with an asterisk (*) will be furnished only when repairs to a motor are made at the factory. No orders will be filled for upper or lower coils separately. Agencies orders will only be filled with Field Coils complete, comprising one upper and one lower coil.			
*192784	—	Field Coil (lower) for 192782.....	90
*192783	—	“ “ (upper) for 192782.....	90
192782	—	Field Coil complete for B. U. 203 Motor, Nos. 192783 and 192784.....	1 50
—	—	Field Coil (lower).....	90
—	—	“ “ (upper).....	90
—	—	Field Coil complete for B. U. 205 Motor..	1 50
—	—	“ “ (lower).....	90
—	—	“ “ (upper).....	90
—	—	Field Coil complete for B. U. 206 Motor..	1 50
*192787	—	“ “ (lower) for 192785.....	90
*192786	—	“ “ (upper) for 192785.....	90
192785	—	Field Coil complete for B. U. 207 Motor, Nos. 192786 and 192787.....	1 50
—	—	Field Coil (lower).....	90
—	—	“ “ (upper).....	90
—	—	Field Coil complete for B. U. 208 Motor..	1 50
—	—	“ “ (lower).....	90
—	—	“ “ (upper).....	90
—	—	Field Coil complete for B. U. 209 Motor..	1 50
—	—	“ “ (lower).....	90
—	—	“ “ (upper).....	90
—	—	Field Coil complete for B. U. 210 Motor..	1 50
—	—	“ “ (lower).....	90
—	—	“ “ (upper).....	90
—	—	Field Coil complete for B. U. 211 Motor..	1 50
—	—	“ “ (lower).....	90
—	—	“ “ (upper).....	90
—	—	Field Coil complete for B. U. 212 Motor..	1 50
—	—	“ “ (lower).....	90
—	—	“ “ (upper).....	90

NO.	PLATE	NAME	EACH
—	—	Field Coil complete for B. U. 215 Motor..	\$1 50
—	—	“ “ (lower).....	90
—	—	“ “ (upper).....	90
—	—	Field Coil complete for B. U. 287 Motor..	1 50
—	—	“ “ (lower).....	90
—	—	“ “ (upper).....	90
—	—	Field Coil complete for B. U. 290 Motor..	1 50
—	—	“ “ (lower).....	90
—	—	“ “ (upper).....	90
—	—	Field Coil complete for B. U. 292 Motor..	1 50
*192954	—	“ “ Lead Terminal Clip Body.....	01
*192955	—	“ “ “ “ “ Cap..	01
190563	8151	“ “ Retainer.....	10
192240	6851	“ “ Tube (paper).....	01
*193060	—	Field Core complete.....	2 50
192121	6848	“ “ Shield.....	30
335B	6819	“ “ “ Screw.....	02
191092	6850	Grease Cup Body complete, Nos. 190938 and 191093.....	90
191093	—	Grease Cup Body.....	80
904c	6849	“ “ “ Set Screw.....	02
*190938	—	“ “ Spring Stop.....	10
190074	8151	“ “ Wick (felt).....	01
190075	8151	“ “ Spring.....	02
190268	8151	Idler Lever.....	14
191137	—	Idler Lever complete, Nos. 1654K, 50516B, 190095, 190268 and two 190445.....	80
701B	8151	Idler Lever Hinge Screw.....	10
190877	6850	“ “ Spring.....	03
190095	8151	“ Pulley.....	25
50516B	8151	“ “ Screw.....	20
1654K	8151	“ “ “ Nut.....	06
190445	8151	“ “ Washer (fibre).....	02
191091	—	Lead (single wire).....	07
191090	—	“ (twin wire).....	—
191089	6852	Lead complete, from lamp socket to motor and controller, Nos. 25075, 190228, 191090, 191091, 192540, two 190452 and four 190659.....	3 00
*190552	—	Lead Connecting Plug Ferrule.....	08
*190615	—	“ “ “ Insert (moulded)...	14
50520	6851	“ “ “ “ Screw (brass)	06
*190553	—	“ “ “ “ Washer	03
*190484	—	“ “ “ Insulation Washer	01
190659	6838	Lead Connecting Plug (female half) Nos. 50520, 190484, 190552, 190553 and 190615.....	25

NO.	PLATE	NAME	EACH
192541	2944	Lead Cord Plug Base.....	\$ 05
192542	2944	" " " Cap.....	10
192543	2944	" " " Flask Disc (fibre).....	01
192540	2944	Lead Cord Plug complete, for lamp socket, Nos. 192541 to 192543.....	14
190452	6849	Lead Three-way Clamp.....	10
190228	6849	" " " Rivet.....	01
25075	6851	" " " " Washer.....	01
191134	6848	Motor Bracket.....	80
146J	6851	" " " Screw.....	07
191163	6848	" Lead Tube (circular loom) 5½ in. long.....	10
50588B	6851	Motor Screw.....	06
899281	—	Name Plate.....	—
36648	8151	" " Rivet.....per 100	80
192780	6849	Pulley with 460c.....	14
460c	8151	" Set Screw.....	02
190439	6839	Tube, filled with Singer Motor Lubricant	14
190613	—	" 190439 with 190612.....	14
190612	—	" Carton (paper).....	05

## FOOT CONTROL

FOR MACHINE NO. 24-63

OBSOLETE

NO.	PLATE	NAME	EACH
192256	—	Controller (foot) complete, for 32 to 55 volts, A. C. or D. C. Motor, Nos. 197J, 1521J, 51010J, 192211, 192302, 192304, 192338, 192340, 192345, 192346, 192348, 192351, 192600, 899287 and two each 23258, 36648, 50939R and 701690.....	\$6 00
192257	6852	Controller (foot) complete, for 95 to 145 volts, A. C. or D. C. Motor, Nos. 197J, 1521J, 51010J, 192140, 192302, 192304, 192338, 192340, 192345, 192346, 192348, 192351, 192600, 899295 and two each 23258, 36648, 50939R and 701690.....	6 00
192258	—	Controller (foot) complete, for 150 to 250 volts, A. C. or D. C. Motor, Nos. 197J, 1521J, 51010J, 192141, 192302, 192304, 192338, 192340, 192345, 192346, 192348, 192351, 192600, 899287 and two each 23258, 36648, 50939R and 701690.....	6 00
*192337	—	Controller Base.....	—

NO.	PLATE	NAME	EACH
192338	6847	Controller Base 192337 with 192344, 192347, 192349 and four each 192329 and 192339.....	\$ 70
192329	8187	Controller Base Cushion (rubber).....	02
192339	8187	" " Stud.....	02
192340	6847	" Cover.....	50
197J	8187	" " Screw.....	02
192514	6847	" Foot Roller (bakelite).....	14
192547	6847	" " " Lever with 192349 and 192350.....	60
192548	—	Controller Foot Roller Lever 192547 with 192546.....	90
192600	—	Controller Foot Roller Lever 192548 with 192545 and two 192544.....	1 30
*192344	8187	Controller Foot Roller Lever Bracket.....	1 30
51010J	6851	" " " " " Hinge Screw Stud.....	20
1521J	8187	Controller Foot Roller Lever Bracket Hinge Screw Stud Nut.....	05
192345	8187	Controller Foot Roller Lever Bracket Hinge Screw Stud Nut Washer.....	01
192346	8187	Controller Foot Roller Lever Spring.....	05
192349	8187	" " " " Stud.....	12
192545	8187	" " " Stud.....	12
192546	6847	" " " Bracket.....	30
192211	6845	" Resistance Unit, for 32 to 55 volts.....	2 50
192140	6845	Controller Resistance Unit, 95 to 145 volts	2 50
192141	6845	" " " 150 to 250 volts	2 50
*192347	—	" " " Bracket.....	—
192302	6850	" " " Operating Screw Adjusting Nut (insulating) with 192303.....	20
*192303	—	Controller Resistance Unit Operating Screw Adjusting Nut Insert (brass).....	—
192304	6850	Controller Resistance Unit Operating Screw Locking Washer.....	02
192350	8187	Controller Resistance Unit Operating Screw Locking Washer Position Pin.....	03
50939K	2944	Controller Resistance Unit Screw.....	03
701690	9326	" " " " Washer (large).....	03
23258	2944	Controller Resistance Unit Screw Washer (small).....	01
*192352	—	Lead for 192351.....	—

NO.	PLATE	NAME	EACH
192351	6852	Lead complete, from lamp socket lead to controller, Nos. 192352 and two each 190658, 191960 and 191961.....	\$ 80
192348	8187	Lead Bushing.....	03
*190552	---	" Connecting Plug Ferrule.....	08
*190615	---	" " " Insert (moulded)...	14
50520	6851	" " " " Screw (brass)	06
*190553	---	" " " " Washer	03
*190484	---	" " " " Insulation Washer..	01
190658	6841	" " " (male half) Nos. 50520, 190484, 190552, 190553 and 190616.....	25
*191960	---	Lead Terminal Clip Body.....	01
*191961	---	" " " " Cap.....	01
899287	---	Name Plate for 192256 and 192258.....	—
899295	---	" " " 192257.....	—
36648	8151	" " Rivet.....per 100	80

## MACHINE No. 24-65

FOR FAMILY USE. FOR B. U. MOTOR (CARBON CONTROL) SINGER-LIGHT AND METAL BASE PLATE; FOR PORTABLE CASE SET No. 205, KNEE CONTROL.

THE MACHINE HEAD FOR THIS OUTFIT IS IDENTICAL WITH THAT OF THE 24-62 MACHINE. THE DIFFERENCE IS THE MACHINE BASE No. 34585 IN PLACE OF MACHINE BASE No. 34545; B. U. MOTOR IN PLACE OF B. T. MOTOR; CARBON KNEE CONTROLLER IN PLACE OF WIRE WOUND CONTROLLER; PORTABLE CASE SET No. 205 IN PLACE OF PORTABLE CASE SET No. 202 AND THE ADDITION OF A SINGERLIGHT.

OBSOLETE

PARTS SPECIAL TO THIS MACHINE FOLLOW:

MACHINE BASE FOR PORTABLE CASE SET No. 205

OBSOLETE

NO.	PLATE	NAME	EACH
34585	6854	Machine Base with 28186 and two each 453c, 934B and 34075.....	\$6 00
	453c	6836 Machine Hinge Connection Hinge Pin Set Screw.....	02
34075	6831	Machine Position Stud.....	07
50576E	6836	" Screw.....	07
28186	6837	Index Plate.....	20
	934B	6824 " " Screw.....	02
51028A	6851	Arm Rock Shaft screw center (back) in place of 50359"	

## MOTOR PARTS

FOR B. U. 103 TO B. U. 192 MOTORS

FOR MACHINE No. 24-65

OBSOLETE

NO.	PLATE	NAME	EACH
192778	---	Armature complete for B. U. 103 Motor..	\$6 00
	---	Armature complete for B. U. 105 Motor..	6 00
	---	Armature complete for B. U. 106 Motor..	6 00
192779	---	Armature complete for B. U. 107 Motor..	6 00
	---	Armature complete for B. U. 108 Motor..	6 00
	---	Armature complete for B. U. 109 Motor..	6 00
	---	Armature complete for B. U. 110 Motor..	6 00
	---	Armature complete for B. U. 111 Motor..	6 00
	---	Armature complete for B. U. 112 Motor..	6 00
	---	Armature complete for B. U. 115 Motor..	6 00
	---	Armature complete for B. U. 187 Motor..	6 00
	---	Armature complete for B. U. 190 Motor..	6 00
	---	Armature complete for B. U. 192 Motor..	6 00
190076	8151	" Shaft Bearing Sleeve.....	20
190304	8151	" " " Cap.....	05
191097	6851	" Thrust Washer (fibre).....	05
191098	6851	" " " (peerless paper)	01
190980	---	Belt, size $\frac{3}{2}$ in., length 117 $\frac{3}{8}$ in.....	25
190981	6849	" Hook.....	01
190976	6839	Belt complete, Nos. 190980 and 190981..	30
190782	8151	Brush (carbon) for 32 to 145 volts.....	14
192947	9326	" " " 150 to 250 volts.....	10
190083	8151	" Holder Spring.....	03
*190079	8151	" " Tube.....	08
192930	9326	" " " Cap.....	06
192901	9326	" " " Insulation.....	14
	50518c	8151 " " " " Set Screw	02
190059	6839	Commutator complete.....	1 25
*192363	---	End Cover (commutator end).....	—
192395	---	End Cover (commutator end) complete, Nos. 190076, 192363 and two 50518c...	1 25
*192362	---	End Cover (pulley end).....	—
192396	---	End Cover (pulley end) complete, Nos. 190076, 192106, 192362 and 701651....	1 25
192106	6849	End Cover (pulley end) Lead Bushing	05
701654	6851	" " " " " " Washer.....	01

NO.	PLATE	NAME	EACH
50517B	8151	End Cover (pulley end) Screw.....	\$ 12
The Part Numbers for the Field Coils (upper and lower) that are printed with an asterisk (*) will be furnished only when repairs to a motor are made at the factory. No orders will be filled for upper or lower coils separately. Agencies orders will only be filled with Field Coils complete, comprising one upper and one lower coil.			
*192784	—	Field Coil (lower) for 192782.....	90
*192783	—	“ “ (upper) for 192782.....	90
192782	—	Field Coil complete, for B. U. 103 Motor, Nos. 192783 and 192784.....	1 50
—	—	Field Coil (lower).....	90
—	—	“ “ (upper).....	90
—	—	Field Coil complete for B. U. 105 Motor..	1 50
—	—	“ “ (lower).....	90
—	—	“ “ (upper).....	90
—	—	Field Coil complete for B. U. 106 Motor..	1 50
*192787	—	“ “ (lower) for 192785.....	90
*192786	—	“ “ (upper) for 192785.....	90
192785	—	Field Coil complete for B. U. 107 Motor, Nos. 192786 and 192787.....	1 50
—	—	Field Coil (lower).....	90
—	—	“ “ (upper).....	90
—	—	Field Coil complete for B. U. 108 Motor..	1 50
—	—	“ “ (lower).....	90
—	—	“ “ (upper).....	90
—	—	Field Coil complete for B. U. 109 Motor..	1 50
—	—	“ “ (lower).....	90
—	—	“ “ (upper).....	90
—	—	Field Coil complete for B. U. 110 Motor..	1 50
—	—	“ “ (lower).....	90
—	—	“ “ (upper).....	90
—	—	Field Coil complete for B. U. 111 Motor..	1 50
—	—	“ “ (lower).....	90
—	—	“ “ (upper).....	90
—	—	Field Coil complete for B. U. 112 Motor..	1 50
—	—	“ “ (lower).....	90
—	—	“ “ (upper).....	90
—	—	Field Coil complete for B. U. 115 Motor..	1 50
—	—	“ “ (lower).....	90
—	—	“ “ (upper).....	90
—	—	Field Coil complete for B. U. 187 Motor..	1 50
—	—	“ “ (lower).....	90
—	—	“ “ (upper).....	90
—	—	Field Coil complete for B. U. 190 Motor..	1 50
—	—	“ “ (lower).....	90

NO.	PLATE	NAME	EACH
—	—	Field Coil (upper).....	\$ 90
—	—	Field Coil complete for B. U. 192 Motor..	1 50
*192954	—	“ “ Lead Terminal Clip Body.....	01
*192955	—	“ “ “ “ “ “ Cap..	01
190563	8151	“ “ Retainer.....	10
192240	6851	“ “ Tube (paper).....	01
*193060	—	Field Core complete.....	2 50
192121	6848	“ “ Shield.....	30
335B	6819	“ “ “ Screw.....	02
191087	6850	Grease Cup Body complete, Nos. 190938 and 191088.....	40
191088	—	Grease Cup Body.....	30
904C	6849	“ “ “ Set Screw.....	02
*190938	—	“ “ Spring Stop.....	10
190074	8151	“ “ Wick (felt).....	01
190075	8151	“ “ “ Spring.....	02
190268	8151	Idle Lever.....	1
191137	—	Idle Lever complete, Nos. 1654K, 50516B, 190095, 190268 and two 190445.....	80
701B	8151	Idle Lever Hinge Screw.....	10
190877	6850	“ “ Spring.....	03
190095	8151	“ Pulley.....	25
50516B	8151	“ “ Screw.....	20
1654K	8151	“ “ “ Nut.....	06
190445	8151	“ “ Washer (fibre).....	02
*190985	—	Lead Cord.....	50
190984	6838	Lead complete, from lamp socket to twin terminal block, Nos. 190985, 192540 and two 190659.....	1 25
*190552	—	Lead Connecting Plug Ferrule.....	08
*190615	—	“ “ “ Insert (moulded)...	14
50520	6851	“ “ “ “ Screw (brass)	06
*190553	—	“ “ “ “ Washer	03
*190484	—	“ “ “ Insulation Washer	01
190659	6838	Lead Connecting Plug (female half) Nos. 50520, 190484, 190552, 190553 and 190615.....	25
192541	2944	Lead Cord Plug Base.....	05
192542	2944	“ “ “ Cap.....	10
192543	2944	“ “ “ Flash Disc (fibre).....	01
192540	2944	Lead Cord Plug complete, for lamp socket, Nos. 192541 to 192543.....	14
*191960	—	Lead Terminal Clip Body.....	01
*191961	—	“ “ “ “ Cap.....	01
*192915	—	“ Tube (wiremold) 9 in. long.....	—
192914	6852	“ “ 192915 with two 192946.....	14
*192946	—	“ “ Ferrule.....	08

 From the library of: **Digital Needle Corp.**



NO.	PLATE	NAME	EACH
87582	6849	Machine Position Pin.....	\$ 03
191050	6839	Motor Bracket with 87582.....	1 25
	134J	" " Screw.....	07
	168B	" " Screw.....	06
899281	—	Name Plate.....	—
36648	8151	" " Rivet.....per 100	80
192780	6849	Pulley with 460c.....	14
	460c	" " Set Screw.....	02
190439	6839	Tube, filled with Singer Motor Lubricant.	14
190613	—	" " 190439 with 190612.....	14
190612	—	" " Carton (paper).....	05

## KNEE CONTROL

FOR PORTABLE CASE SET NO. 205

FOR 24-65 MACHINE

OBSOLETE

NO.	PLATE	NAME	EACH
192212	—	Controller complete, for 32 to 55 volts, A. C. or D. C. Motor, Nos. 51007D, 191278, 192211, 192269, 192273, 192274, 192302, 192304, 192305, 192807, 899279 and two each 23258, 50939R, 192277 and 701690.....	\$6 00
192213	6852	Controller complete, for 95 to 145 volts, A. C. or D. C. Motor, Nos. 51007D, 191278, 192140, 192269, 192273, 192274, 192302, 192304, 192305, 192807, 899289 and two each 23258, 50939R, 192277 and 701690.....	6 00
192214	—	Controller complete, for 150 to 250 volts, A. C. or D. C. Motor, Nos. 51007D, 191278, 192141, 192269, 192273, 192274, 192302, 192304, 192305, 192807, 899279 and two each 23258, 50939R, 192277 and 701690.....	6 00
192469	6846	Controller Cover (two wood screws 3/8 in. No. 3 R. H. Brass).....	40
192470	6846	Controller Cover Insulation (paper).....	06
*192278	—	" " Lead.....	—
192441	6851	" " Bushing.....	10
191915	6851	" " " Retainer.....	01
*191960	—	" " " Terminal Clip Body.....	01
*191961	—	" " " " " Cap.....	01

NO.	PLATE	NAME	EACH
192277	6852	Controller Lead complete, Nos. 192278 and two each 191960 and 191961.....	\$ 10
192211	6845	Controller Resistance Unit, for 32 to 55 volts.....	2 50
192140	6845	Controller Resistance Unit for 95 to 145 volts.....	2 50
192141	6845	Controller Resistance Unit for 150 to 250 volts.....	2 50
192270	6848	Controller Resistance Unit Base with 192272.....	—
192269	—	Controller Resistance Unit Base 192270 with 192335 and 192336.....	2 40
50559R	6851	Controller Resistance Unit Base Screw	07
191703	8187	" " " " " Washer.....	03
192149	6848	Controller Resistance Unit Driver.....	10
192273	6848	Controller Resistance Unit Driver complete, Nos. 192149 and 192308.....	20
191278	8187	Controller Resistance Unit Driver Actuating Collar with 50200c.....	55
50200c	8187	Controller Resistance Unit Driver Actuating Collar Set Screw.....	05
192805	6850	Controller Resistance Unit Driver Oil Pad (felt).....	02
192806	6850	Controller Resistance Unit Driver Oil Pad Holder.....	05
192807	—	Controller Resistance Unit Driver Oil Pad Holder 192806 with 192805.....	07
192308	6848	Controller Resistance Unit Driver Shaft	—
*192335	—	" " " " " Bushing.....	—
*192336	—	Controller Resistance Unit Driver Shaft Bushing Flange.....	—
192274	6849	Controller Resistance Unit Driver Spring	03
192272	—	" " " " " Guide Pin.....	12
192305	6850	Controller Resistance Unit Operating Lever with 192306.....	25
51007D	6850	Controller Resistance Unit Operating Lever Hinge Screw.....	20
192302	6850	Controller Resistance Unit Operating Screw Adjusting Nut (insulating) with 192303	20
*192303	—	Controller Resistance Unit Operating Screw Adjusting Nut Insert (brass).....	—
192304	6850	Controller Resistance Unit Operating Screw Locking Washer.....	02

From the library of: Diamond Needle Corp

NO.	PLATE	NAME	EACH
192306	6850	Controller Resistance Unit Operating Screw Locking Washer Position Pin.....	\$ 03
50939R	2944	Controller Resistance Unit Screw.....	03
701690	9326	" " " " Washer (large).....	03
23258	2944	Controller Resistance Unit Screw Washer (small).....	01
191284	6852	Knee Lever with 191285.....	1 50
*191285	—	" " Socket.....	60
191286	6852	Knee Lever complete, Nos. 287B, 190951 and 191284.....	2 30
190951	6838	Knee Lever Extension.....	60
287B	6844	" " " Thumb Screw.....	20
*190985	—	Lead Cord for 190984.....	50
190984	6838	Lead complete, from lamp socket to twin terminal block, Nos. 190985, 192510 and two 190659.....	1 25
*190552	—	Lead Connecting Plug Ferrule.....	08
*190615	—	" " " Insert (moulded)...	14
50520	6851	" " " " Screw (brass)	06
*190553	—	" " " " Washer	03
*190484	—	" " " Insulation Washer	01
190659	6838	" " " (female half) Nos. 50520, 190484, 190552, 190553 and 190615.....	25
192541	2944	Lead Cord Plug Base.....	05
192542	2944	" " " Cap.....	10
192543	2944	" " " Flash Disc (fibre).....	01
192540	2944	Lead Cord Plug complete, for lamp socket, Nos. 192541 to 192543.....	14
899279	—	Name Plate for 192212 and 192214.....	20
899289	—	" " " 192213.....	—
192447	—	Twin Terminal Block.....	—
191933	—	" " Post.....	05
1785	6851	" " " Nut.....	05
51523	6849	" " " Thumb Nut with 191959.....	06
*191959	—	Twin Terminal Post Thumb Nut Insert..	—
192446	6846	Twin Terminal complete, Nos. 192447 and two each 1785, 51523, 191933 and wood screws 1½ in. No. 12 R. H. M. F. O. and A.....	30

## ELECTRICAL TRIMMINGS

FOR PORTABLE CASE SET No. 205

NO.	PLATE	NAME	EACH
192469	6846	Controller Cover for 24-65 Machine.....	\$ 40
—	—	" " wood screw ¾ in. No. 3 R. H. M. F. O. and A., for 24-65 Machine.....	—
192470	6846	Controller Cover Insulation (paper) for 24-65 Machine.....	06
192995	6846	Controller Cover for 24-66 Machine.....	40
236J	6851	" " Screw for 24-66 Machine	02
192996	6846	" " and Three Pin Terminal Plate, for 24-66 Machine.....	20
—	—	Controller Cover and Three Pin Terminal Plate Wood Screw ⅝ in. No. 5 R. H. M. F. O. and A., for 24-66 Machine.....	—
192918	2944	Motor Lead Tube Clamp for 24-66 Machine.....	02
—	—	Motor Lead Tube Clamp Wood Screw ½ in. No. 5 R. H. M. F. O. and A., for 24-66 Machine.....	—
192803	—	Screw Eye for 192802.....	02
192802	—	" " 192803 with 192804, for 24-66 Machine.....	03
192804	—	Screw Eye Insulation (rubber) for 192802	01
192918	2944	Singerlight Lead Tube Clamp for 24-66 Machine.....	02
—	—	Singerlight Lead Tube Clamp Wood Screw ½ in. No. 5 R. H. M. F. O. and A., for 24-66 Machine.....	—

From the library of: Diamond Needle Corp

## MACHINE No. 24-66

FOR FAMILY USE. FOR B. U. MOTOR (CARBON CONTROL) AND SINGERLIGHT WIRED FOR THE THREE-PIN CONNECTOR. CAST IRON BASE PLATE No. 34596. FOR PORTABLE CASE SET No. 205; KNEE CONTROL.

THE MACHINE HEAD FOR THIS OUTFIT IS IDENTICAL WITH THAT OF THE 24-62 MACHINE. THE DIFFERENCE IS THE MACHINE BASE PLATE No. 34596 IN PLACE OF MACHINE BASE No. 34545, B. U. MOTOR IN PLACE OF B. T. MOTOR, CARBON KNEE CONTROLLER IN PLACE OF WIRE WOUND CONTROLLER; PORTABLE CASE SET No. 205 IN PLACE OF PORTABLE CASE SET No. 202 AND THE ADDITION OF A SINGERLIGHT.

PARTS SPECIAL TO THIS MACHINE FOLLOW:

MACHINE BASE FOR PORTABLE CASE SET No. 205

NO.	PLATE	NAME	EACH
34596	6854	Machine Base Plate with 28186 and two each 453c, 934B and 34075	\$6 00
51162B	6851	Machine Base Plate Thumb Screw	25
190608	6851	" " " " " Washer (leather)	01
453c	6836	Machine Hinge Connection Hinge Pin Set Screw	02
34075	6831	Machine Position Stud	07
50576E	6836	" Screw	07
28186	6837	Index Plate	20
934B	6824	" " Screw	02
51028 <sup>h</sup>	6851	ARM. ROCK SHAFT SCREW CENTRE (29 IN. IN RANGE OF 26 IN. A.)	

## MOTOR PARTS

FOR B. U. 103 P. TO B. U. 192 P. MOTORS

FOR MACHINE No. 24-66

NO.	PLATE	NAME	EACH
192778	—	Armature complete for B. U. 103P. Motor	\$6 00
—	—	Armature complete for B. U. 105P. Motor	6 00
—	—	Armature complete for B. U. 106P. Motor	6 00
192779	—	Armature complete for B. U. 107P. Motor	6 00
—	—	Armature complete for B. U. 108P. Motor	6 00
—	—	Armature complete for B. U. 109P. Motor	6 00
—	—	Armature complete for B. U. 110P. Motor	6 00
—	—	Armature complete for B. U. 111P. Motor	6 00

## MOTOR PARTS

39

NO.	PLATE	NAME	EACH
—	—	Armature complete for B. U. 112P. Motor	\$6 00
—	—	Armature complete for B. U. 115P. Motor	6 00
—	—	Armature complete for B. U. 187P. Motor	6 00
—	—	Armature complete for B. U. 190P. Motor	6 00
—	—	Armature complete for B. U. 192P. Motor	6 00
190076	8151	" Shaft Bearing Sleeve	20
190304	8151	" " " " Cap	05
191097	6851	" Thrust Washer (fibre)	01
191098	6851	" " " (peerless paper)	01
190980	—	Belt, size $\frac{5}{8}$ in., length 11 $\frac{7}{8}$ in.	25
190981	6849	" Hook	01
190976	6839	Belt complete, Nos. 190980 and 190981	30
190782	8151	Brush (carbon) for 32 to 145 volts	14
192947	9326	" " " 150 to 250 volts	10
190083	8151	" Holder Spring	03
*190079	8151	" " Tube	08
192930	9326	" " " Cap	06
192901	9326	" " " Insulation	14
50518c	8151	" " " " Set Screw	02
190059	6839	Commutator complete	1 25
*192363	—	End Cover (commutator end)	—
192395	—	End Cover (commutator end) complete, Nos. 190076, 192363 and two 50518c	1 25
*192362	—	End Cover (pulley end)	—
192396	—	End Cover (pulley end) complete, Nos. 190076, 192106, 192362 and two 701654	1 25
192106	6849	End Cover (pulley end) Lead Bushing	05
701654	6851	" " " " " Washer	01
50517B	8151	End Cover (pulley end) Screw	12

The Part Numbers for the Field Coils (upper and lower) that are printed with an asterisk (\*) will be furnished only when repairs to a motor are made at the factory. No orders will be filled for upper or lower coils separately.

Agencies orders will only be filled with Field Coils complete, comprising one upper and one lower coil.

—	—	Field Coil (lower)	90
—	—	" " (upper)	90
—	—	Field Coil complete for B. U. 103P. Motor	1 50
—	—	" " (lower)	90
—	—	" " (upper)	90
—	—	Field Coil complete for B. U. 105P. Motor	1 50
—	—	" " (lower)	90
—	—	" " (upper)	90
—	—	Field Coil complete for B. U. 106P. Motor	1 50
*193142	—	" " (lower) for 193140	90

From the library of: Diamond Needle Corp

NO.	PLATE	NAME	EACH
*193141	—	Field Coil (upper) for 193140.....	\$ 90
193140	—	Field Coil complete for B. U. 107P. Motor, Nos. 193141 and 193142.....	1 50
—	—	Field Coil (lower).....	90
—	—	“ “ (upper).....	90
—	—	Field Coil complete for B. U. 108P. Motor	1 50
—	—	“ “ (lower).....	90
—	—	“ “ (upper).....	90
—	—	Field Coil complete for B. U. 109P. Motor	1 50
—	—	“ “ (lower).....	90
—	—	“ “ (upper).....	90
—	—	Field Coil complete for B. U. 110P. Motor	1 50
—	—	“ “ (lower).....	90
—	—	“ “ (upper).....	90
—	—	Field Coil complete for B. U. 111P. Motor	1 50
—	—	“ “ (lower).....	90
—	—	“ “ (upper).....	90
—	—	Field Coil complete for B. U. 112P. Motor	1 50
—	—	“ “ (lower).....	90
—	—	“ “ (upper).....	90
—	—	Field Coil complete for B. U. 115P. Motor	1 50
—	—	“ “ (lower).....	90
—	—	“ “ (upper).....	90
—	—	Field Coil complete for B. U. 187P. Motor	1 50
—	—	“ “ (lower).....	90
—	—	“ “ (upper).....	90
—	—	Field Coil complete for B. U. 190P. Motor	1 50
—	—	“ “ (lower).....	90
—	—	“ “ (upper).....	90
—	—	Field Coil complete for B. U. 192P. Motor	1 50
*192954	—	“ “ Lead Terminal Clip Body.....	01
*192955	—	“ “ “ “ “ “ Cap.....	01
190563	8151	“ “ Retainer.....	10
192240	6851	“ “ Tube (paper).....	01
*193060	—	Field Core complete.....	2 50
192121	6848	“ “ Shield.....	30
335 <sup>B</sup>	6819	“ “ “ Screw.....	02
191087	6850	Grease Cup Body complete, Nos. 190938 and 191088.....	40
191088	—	Grease Cup Body.....	30
904 <sup>C</sup>	6849	“ “ “ Set Screw.....	02
*190938	—	“ “ Spring Stop.....	10
190074	8151	“ “ Wick (felt).....	01
190075	8151	“ “ “ Spring.....	02
190268	8151	Idle Lever.....	14
191137	—	Idle Lever complete, Nos. 1654 <sup>K</sup> , 50516 <sup>B</sup> , 190095, 190268 and two 190445.....	80

NO.	PLATE	NAME	EACH
701 <sup>B</sup>	8151	Idle Lever Hinge Screw.....	\$ 10
190877	6850	“ “ Spring.....	03
190095	8151	“ Pulley.....	25
50516 <sup>B</sup>	8151	“ “ Screw.....	20
1654 <sup>K</sup>	8151	“ “ “ Nut.....	06
190445	8151	“ “ Washer (fibre).....	02
192851	6853	Lead complete, from lamp socket to three- pin terminal, Nos. 192540, 192852 and 192989.....	1 00
*192852	—	Lead Cord.....	35
192541	2944	“ “ Plug Base.....	05
192542	2944	“ “ “ Cap.....	10
192543	2944	“ “ “ Flash Disc (fibre).....	01
192540	2944	Lead Cord Plug complete, for lamp socket, Nos. 192541 to 192543.....	14
*191960	—	Lead Terminal Clip Body.....	01
*191961	—	“ “ “ “ Cap.....	01
*192915	—	“ Tube (wiremold) 9 in. long.....	—
192914	6852	“ “ 192915 with two 192946.....	14
*192946	—	“ “ Ferrule.....	08
193122	6848	Motor Bracket.....	1 25
51183 <sup>J</sup>	6851	“ “ Screw.....	10
168 <sup>B</sup>	8151	“ Screw.....	06
899281	—	Name Plate.....	—
36648	8151	“ “ Rivet..... per 100	80
192780	6849	Pulley with 460c.....	14
460 <sup>C</sup>	8151	“ Set Screw.....	02
192790	9326	Three-Pin Terminal Adaptor Bushing.....	02
*192644	—	“ “ (female half) Housing (lower).....	10
*192643	—	Three-Pin Terminal (female half) Housing (upper).....	10
51093 <sup>R</sup>	9326	Three-Pin Terminal (female half) Housing Screw.....	07
1768 <sup>R</sup>	6851	Three-Pin Terminal (female half) Housing Screw Nut.....	05
192692	9326	Three-Pin Terminal (female half) Insert Clamp.....	01
192691	9326	Three-Pin Terminal (female half) Insert Sleeve.....	06
192989	6846	Three-Pin Terminal (female half) com- plete, Nos. 192643, 192644, 192790, two each 1768 <sup>R</sup> , 51093 <sup>R</sup> and three each 192691 and 192692.....	50
*192642	—	Three-Pin Terminal Body (male half).....	30
192793	9326	“ “ “ “ “ “ Post	06

NO.	PLATE	NAME	EACH
701719	9326	Three-Pin Terminal Body (male half) Post Washer.....	\$ 01
51582	9326	Three-Pin Terminal Body (male half) Post Thumb Nut.....	06
192797	6846	Three-Pin Terminal Body (male half) complete, Nos. 192642 and three each 51582, 192793 and 701719.....	50
145R	9326	Three-Pin Terminal Body (male half) Screw	06
190439	6839	Tube, filled with Singer Motor Lubricant	14
190613	—	“ 190439 with 190612.....	14
190612	—	“ Carton (paper).....	05

## KNEE CONTROL

FOR PORTABLE CASE SET No. 205

FOR MACHINE No. 24-66

NO.	PLATE	NAME	EACH
193105	—	Controller complete, for 32 to 55 volts, A. C. or D. C. Motor, Nos. 974F, 1708J, 192862, 192923, 193118, 193120, 899279 and two 193123.....	\$6 00
193106	6852	Controller complete, for 95 to 145 volts, A. C. or D. C. Motor, Nos. 974F, 1708J, 192863, 192923, 193118, 193120, 899279 and two 193123.....	6 00
193107	—	Controller complete for 150 to 250 volts, A. C. or D. C. Motor, Nos. 974F, 1708J, 192864, 192923, 193118, 193120, 899279 and two 193123.....	6 00
—	—	Controller Cover and Three-Pin Terminal Plate Wood Screw $\frac{5}{8}$ in. No. 7 R. II. M. F. O. and A.....	—
*193119	—	Controller Lead (black) for 193118.....	—
193118	6852	Controller Lead (black) complete, from controller to three-pin terminal, Nos. 191960, 191961, 192954, 192955 and 193119.....	14
*193121	—	Controller Lead (yellow tracer thread) for 193120.....	—
193120	6852	Controller Lead (yellow tracer thread) complete, from controller to three-pin terminal, Nos. 191960, 191961, 192954, 192955 and 193121.....	14
192441	6851	Controller Lead Bushing.....	10
191915	6851	“ “ “ Retainer.....	01

NO.	PLATE	NAME	EACH
193123	6850	Controller Lead Position Clip.....	\$ 10
*191960	—	“ “ Terminal Clip Body (controller end).....	01
*191961	—	Controller Lead Terminal Clip Body Cap (controller end).....	01
*192954	—	Controller Lead Terminal Clip Body (terminal end).....	01
*192955	—	Controller Lead Terminal Clip Body Cap (terminal end).....	01
192211	6845	Controller Resistance Unit, for 32 to 55 volts.....	2 50
192140	6845	Controller Resistance Unit, for 95 to 145 volts.....	2 50
192141	6845	Controller Resistance Unit, for 150 to 250 volts.....	2 50
192985	9326	Controller Resistance Unit Adjusting Nut (insulating) with 192303.....	20
*192303	—	Controller Resistance Unit Adjusting Nut Insert (brass).....	—
193243	6845	Controller Resistance Unit Base with 192885.....	2 40
*192862	—	Controller Resistance Unit Base 193243 with 192211, 192810, 192985, two each 23258, 51117J, 51118R, 192819 and 701690.....	3 00
*192863	—	Controller Resistance Unit Base 193243 with 192140, 192810, 192985, two each 23258, 51117J, 51118R, 192819 and 701690.....	3 00
*192864	—	Controller Resistance Unit Base 193243 with 192141, 192810, 192985, two each 23258, 51117J, 51118R, 192819 and 701690.....	3 00
50559R	6851	Controller Resistance Unit Base Screw	07
191703	8187	“ “ “ “ Washer.....	03
192923	6849	Controller Resistance Unit Bell Crank	30
974F	9326	“ “ “ “ Hinge Screw.....	10
1708J	9326	Controller Resistance Unit Bell Crank Hinge Screw Nut.....	05
*192970	—	Controller Resistance Unit Driver.....	—
193044	6845	Controller Resistance Unit Driver complete, Nos. 192925, 192929, 192970 and two wood screws $\frac{5}{8}$ in. No. 8 R. H. M. F. O. and A.....	1 20

NO.	PLATE	NAME	EACH
*192928	—	Controller Resistance Unit Driver Bracket	\$ —
*192929	—	“ “ “ “ “	—
		192928 with 192927	—
*192927	—	Controller Resistance Unit Driver Bracket Hub	—
*192925	—	Controller Resistance Unit Driver Crank	—
192926	6849	“ “ “ “ “	—
		Connecting Link	30
*192815	—	Controller Resistance Unit Yoke	—
192810	6845	“ “ “ “ 192815	—
		with 192816	60
*192816	—	Controller Resistance Unit Yoke Extension	—
*192885	—	“ “ “ “ “	—
		Guide	—
192819	9326	Controller Resistance Unit Yoke Spring	07
51117J	9326	“ “ “ “ StopScrew	02
51118R	9326	“ “ “ Screw	03
701690	9326	“ “ “ “ Washer	—
		(large)	03
23258	2944	Controller Resistance Unit Screw Washer	—
		(small)	01
192973	6852	Knee Lever	1 50
192974	6852	“ “ Extension	60
793R	9326	“ “ “ “ ThumbScrew	12
22436R	6825	“ “ “ “ “ Washer	01
192975	6852	Knee Lever complete, Nos. 793R, 22436R, 192973 and 192974	2 30
899279	—	Name Plate	20

## MACHINE No. 24-67

FOR FAMILY USE. FOR B. U. MOTOR (CARBON CONTROL) AND SINGERLIGHT WIRED FOR THE THREE-PIN CONNECTOR. CAST IRON BASE PLATE No. 34598. FOR LIBRARY CABINET TABLE SET No. 40; KNEE CONTROL.

THE MACHINE HEAD FOR THIS OUTFIT IS IDENTICAL WITH THAT OF THE 24-62 MACHINE. THE DIFFERENCE IS THE MACHINE BASE PLATE No. 34598 IN PLACE OF MACHINE BASE No. 34545, B. U. MOTOR IN PLACE OF B. T. MOTOR; CARBON KNEE CONTROLLER IN PLACE OF WIRE WOUND CONTROLLER; LIBRARY CABINET TABLE SET No. 40 IN PLACE OF CABINET TABLE OR STAND AND THE ADDITION OF A SINGERLIGHT.

PARTS SPECIAL TO THIS MACHINE FOLLOW:

### MACHINE BASE FOR LIBRARY CABINET TABLE SET No. 40

NO.	PLATE	NAME	EACH
34598	6854	Machine Base Plate with 28186 and two each 934B, 34075 and 51045c	\$6 00
124566	6848	Machine Base Plate Catch	12
217R	6851	“ “ “ “ Screw	05
96467	6848	“ “ “ “ Spring Clip	06
124567	6848	“ “ “ “ “ “	—
		Holder	12
336R	6849	Machine Base Plate Catch Spring Clip Screw	02
124568	6848	Machine Base Plate Catch Spring Clip complete, Nos. 96467, 124567 and two each 336R and wood screws $\frac{3}{8}$ in. No. 7 R. H. M. F. O. and A.	25
51045c	6851	Machine Hinge Connection Hinge Pin Set Screw	06
34075	6831	Machine Position Stud	07
50576E	6836	“ Screw	07
28186	6837	Index Plate	20
934B	6824	“ “ Screw	02
51028 <sup>A</sup>	6851	ARNI ROCK SHAFT SCREW CENTRE (BACK) IN PLACE OF 50339 II	—

From the library of: Diamond Needle Corp

## MOTOR PARTS

FOR B. U. 103C TO B. U. 192C MOTORS

FOR MACHINE No. 24-67

NO.	PLATE	NAME	EACH
192778	—	Armature complete for B. U. 103C. Motor	\$6 00
	—	Armature complete for B. U. 105C. Motor	6 00
	—	Armature complete for B. U. 106C. Motor	6 00
192779	—	Armature complete for B. U. 107C. Motor	6 00
	—	Armature complete for B. U. 108C. Motor	6 00
	—	Armature complete for B. U. 109C. Motor	6 00
	—	Armature complete for B. U. 110C. Motor	6 00
	—	Armature complete for B. U. 111C. Motor	6 00
	—	Armature complete for B. U. 112C. Motor	6 00
	—	Armature complete for B. U. 115C. Motor	6 00
	—	Armature complete for B. U. 187C. Motor	6 00
	—	Armature complete for B. U. 190C. Motor	6 00
	—	Armature complete for B. U. 192C. Motor	6 00
190076	8151	" Shaft Bearing Sleeve.....	20
190304	8151	" " " Cap.....	05
191097	6851	" Thrust Washer (fibre).....	01
191098	6851	" " " (peerless paper)	01
190980	—	Belt, size $\frac{5}{2}$ in., length $11\frac{7}{8}$ in.....	25
190981	6849	" Hook.....	01
190976	6839	Belt complete, Nos. 190980 and 190981..	30
190782	8151	Brush (carbon) for 32 to 145 volts.....	14
192947	9326	" " " 150 to 250 volts.....	10
190083	8151	" Holder Spring.....	03
*190079	8151	" " Tube.....	08
192930	9326	" " " Cap.....	06
192901	9326	" " " Insulation.....	14
50518c	8151	" " " Set Screw..	02
190059	6839	Commutator complete.....	1 25
*192363	—	End Cover (commutator end).....	—
192395	—	End Cover (commutator end) complete, Nos. 190076, 192363 and two 50518c..	1 25
*192362	—	End Cover (pulley end).....	—
192396	—	End Cover (pulley end) complete, Nos. 190076, 192106, 192362 and two 701654	1 25
192106	6849	End Cover (pulley end) Lead Bushing	05
701654	6851	" " " " " "	01
		Washer.....	01

## MOTOR PARTS

NO.	PLATE	NAME	EACH
50517B	8151	End Cover (pulley end) Screw.....	\$ 12

The Part Numbers for the Field Coils (upper and lower) that are printed with an asterisk (\*) will be furnished only when repairs to a Motor are made at the factory. No orders will be filled for upper or lower coils separately. Agencies orders will only be filled with Field Coils complete, comprising one upper and one lower coil.

	—	Field Coil (lower).....	90
	—	" " (upper).....	90
	—	Field Coil complete for B. U. 103C. Motor	1 50
	—	" " (lower).....	90
	—	" " (upper).....	90
	—	Field Coil complete for B. U. 105C. Motor	1 50
	—	" " (lower).....	90
	—	" " (upper).....	90
	—	Field Coil complete for B. U. 106C. Motor	1 50
*193174	—	" " (lower) for 193172.....	90
*193173	—	" " (upper) for 193172.....	90
193172	—	Field Coil complete for B. U. 107C. Motor, Nos. 193173 and 193174.....	1 50
	—	Field Coil (lower).....	90
	—	" " (upper).....	90
	—	Field Coil complete for B. U. 108C. Motor	1 50
	—	" " (lower).....	90
	—	" " (upper).....	90
	—	Field Coil complete for B. U. 109C. Motor	1 50
	—	" " (lower).....	90
	—	" " (upper).....	90
	—	Field Coil complete for B. U. 110C. Motor	1 50
	—	" " (lower).....	90
	—	" " (upper).....	90
	—	Field Coil complete for B. U. 111C. Motor	1 50
	—	" " (lower).....	90
	—	" " (upper).....	90
	—	Field Coil complete for B. U. 112C. Motor	1 50
	—	" " (lower).....	90
	—	" " (upper).....	90
	—	Field Coil complete for B. U. 115C. Motor	1 50
	—	" " (lower).....	90
	—	" " (upper).....	90
	—	Field Coil complete for B. U. 187C. Motor	1 50
	—	" " (lower).....	90
	—	" " (upper).....	90
	—	Field Coil complete for B. U. 190C. Motor	1 50
	—	" " (lower).....	90
	—	" " (upper).....	90

From the library of: Diamond Needle Corp

NO.	PLATE	NAME	EACH
	—	Field Coil complete for B. U. 192C. Motor	\$1 50
*192954	—	“ “ Lead Terminal Clip Body.....	01
*192955	—	“ “ “ “ “ “ Cap	01
190563	8151	“ “ Retainer.....	10
192240	6851	“ “ Tube (paper).....	01
*193060	—	Field Core complete.....	2 50
192121	6848	“ “ Shield.....	30
335B	6819	“ “ “ Screw.....	02
191087	6850	Grease Cup Body complete, Nos. 190938 and 191088.....	40
191088	—	Grease Cup Body.....	30
904c	6849	“ “ “ Set Screw.....	02
*190938	—	“ “ Spring Stop.....	10
190074	8151	“ “ Wick (felt).....	01
190075	8151	“ “ “ Spring.....	02
190268	8151	Idler Lever.....	14
191137	—	Idler Lever complete, Nos. 1654k, 50516b, 190095, 190268 and two 190445.....	80
701B	8151	Idler Lever Hinge Screw.....	10
190877	6850	“ “ Spring.....	03
190095	8151	“ Pulley.....	25
50516B	8151	“ “ Screw.....	20
1654k	8151	“ “ “ Nut.....	06
190445	8151	“ “ Washer (fibre).....	02
192851	6853	Lead complete, from lamp socket to three- pin terminal, Nos. 192540, 192852 and 192989.....	1 00
*192852	—	Lead Cord.....	35
192541	2944	“ “ Plug Base.....	05
192542	2944	“ “ “ Cap.....	10
192543	2944	“ “ “ Flash Disc (fibre).....	01
192540	2944	Lead Cord Plug complete, for lamp socket, Nos. 192541 to 192543.....	14
*191960	—	Lead Terminal Clip Body.....	01
*191961	—	“ “ “ “ Cap.....	01
*192915	—	“ Tube (wiremold) 9 in. long.....	—
192914	6852	“ “ 192915 with two 192946.....	14
*192946	—	“ “ Ferrule.....	08
193122	6848	Motor Bracket.....	1 25
51183J	6851	“ “ Screw.....	10
*193152	—	“ Lead Tube (wiremold) 19 in. long.....	—
193151	6852	“ “ “ 193152 with two 192946.....	20
*192946	—	“ “ “ Ferrule.....	08
168B	8151	“ Screw.....	06
899281	—	Name Plate.....	—
36648	8151	“ “ Rivet..... per 100	80
192780	6849	Pulley with 460c.....	14

NO.	PLATE	NAME	EACH
460c	8151	Pulley Set Screw.....	\$ 02
192790	9326	Three-Pin Terminal Adaptor Bushing....	02
*192644	—	“ “ “ (female half) Housing (lower).....	10
*192643	—	Three-Pin Terminal (female half) Housing (upper).....	10
51093R	9326	Three-Pin Terminal (female half) Housing Screw.....	07
1768R	6851	Three-Pin Terminal (female half) Housing Screw Nut.....	05
192692	9326	Three-Pin Terminal (female half) Insert Clamp.....	01
192691	9326	Three-Pin Terminal (female half) Insert Sleeve.....	06
192989	6846	Three-Pin Terminal (female half) com- plete, Nos. 192643, 192644, 192790, two each 1768R, 51093R and three each 192691 and 192692.....	50
*192642	—	Three-Pin Terminal Body (male half)....	30
192793	9326	“ “ “ “ “ “ Post	06
701719	9326	“ “ “ “ “ “ “ Washer.....	01
51582	9326	Three-Pin Terminal Body (male half) Post Thumb Nut.....	06
192797	6846	Three-Pin Terminal Body (male half) com- plete, Nos. 192642 and three each 51582, 192793 and 701719.....	50
—	—	Three-Pin Terminal Body (male half) Wood Screw 1¼ in. No. 9 R. H.....	—
190439	6839	Tube, filled with Singer Motor Lubricant	14
190613	—	“ 190439 with 190612.....	14
190612	—	“ Carton (paper).....	05

## KNEE CONTROL

FOR LIBRARY CABINET TABLE SET No. 40

FOR MACHINE No. 24-67

NO.	PLATE	NAME	EACH
192889	—	Controller complete, for 32 to 55 volts, A. C. or D. C. Motor, Nos. 50027R, 192211, 192896, 192910, 192981, 192985, 899279 and two each 23258, 51118R and 701690.....	\$8 00



## KNEE CONTROL

NO.	PLATE	NAME	EACH
192890	9656	Controller complete, for 95 to 145 volts, A. C. or D. C. Motor, Nos. 50027R, 192140, 192896, 192910, 192981, 192985, 899333 and two each 23258, 51118R and 701690.....	\$8 00
192891	—	Controller complete, for 150 to 250 volts, A. C. or D. C. Motor, Nos. 50027R, 192141, 192896, 192910, 192981, 192985, 899279 and two each 23258, 51118R and 701690.....	8 00
*192911	—	Controller Lead.....	—
*191960	—	“ “ Terminal Clip Body (controller end).....	01
*191961	—	Controller Lead Terminal Clip Body Cap (controller end).....	01
*192954	—	Controller Lead Terminal Clip Body (terminal end).....	01
*192955	—	Controller Lead Terminal Clip Body Cap (terminal end).....	01
192910	—	Controller Lead complete, from controller to three-pin terminal, Nos. 192911 and two each 191960, 191961, 192954 and 192955.....	25
193390	6852	Controller Plate with 192899, 192900, 193389 and four wood screws 1/2 in. No. 7 R. H. M. F. O. and A.....	2 70
192981	—	Controller Plate 193390 with 1547R, 1620R, 1718R, 51106c, 51108c, 51109c, 51231c, 51588R, 192810, 192894, 192897, 192898, 193243 and two each 50027R, 51117J and 192819.....	—
192211	6845	Controller Resistance Unit, for 32 to 55 volts.....	2 50
192140	6845	Controller Resistance Unit, for 95 to 145 volts.....	2 50
192141	6845	Controller Resistance Unit, for 150 to 250 volts.....	2 50
192985	9326	Controller Resistance Unit Adjusting Nut (insulating) with 192303.....	20
*192303	—	Controller Resistance Unit Adjusting Nut Insert (brass).....	—
193243	6845	Controller Resistance Unit Base with 192885.....	2 40
50027R	6851	Controller Resistance Unit Base Screw....	06
192894	6849	“ “ “ Bell Crank.....	25
*193389	—	“ “ “ “ “ Bracket.....	—

## KNEE CONTROL

NO.	PLATE	NAME	EACH
51231c	6849	Controller Resistance Unit Bell Crank Hinge Screw.....	\$ 07
1547R	6849	Controller Resistance Unit Bell Crank Hinge Screw Nut.....	05
192896	6845	Controller Resistance Unit Cover.....	30
50027R	6851	“ “ “ “ Screw..	06
51118R	9326	“ “ “ “ Screw.....	03
701690	9326	“ “ “ “ Washer (large).....	03
23258	2944	Controller Resistance Unit Screw Washer (small).....	01
192463	9656	Controller Resistance Unit Shield.....	20
NOTE: When Controller Resistance Unit Shield is used with 192889, 192890 or 192891, use Screw 50939R, in place of 51118R.....			
*192815	—	Controller Resistance Unit Yoke.....	—
192810	6845	“ “ “ “ 192815 with 192816.....	60
*192816	—	Controller Resistance Unit Yoke Extension.....	—
*192885	—	Controller Resistance Unit Yoke Extension Guide.....	—
51106c	9326	Controller Resistance Unit Yoke Hinge Screw.....	02
51588R	9326	Controller Resistance Unit Yoke Hinge Screw Nut.....	05
192819	9326	Controller Resistance Unit Yoke Spring... ..	07
51117J	9326	“ “ “ “ Stop Screw.....	02
192967	6852	Knee Lever.....	55
192898	6852	“ “ “ Arm.....	90
*192899	—	“ “ “ Bracket (back).....	—
*192900	—	“ “ “ “ (front).....	—
51108c	9326	“ “ “ Hinge Screw.....	10
1718R	9326	“ “ “ “ “ Nut.....	05
192966	6852	“ “ “ Extension.....	55
793R	9326	“ “ “ Thumb Screw.....	12
22436R	6825	“ “ “ “ “ Washer.....	01
51109c	9326	“ “ “ Hinge Screw.....	20
1620R	6851	“ “ “ “ Nut.....	05
192897	6852	Knee Lever complete, Nos. 793R, 22436R, 192966 and 192967.....	1 20
899279	—	Name Plate for 192889 and 192891.....	20
899333	—	“ “ “ 192890.....	—

**ELECTRICAL TRIMMINGS**

NO.	PLATE	NAME	EACH
192142	2944	Controller Lead Bushing.....	\$ 10
192143	2944	" " " Retaining Spring	02
*192917	—	" " Tube (wiremold).....	—
192916	2944	" " " 192917 with two 192946.....	10
192909	6850	Controller Lead Tube Clamp (double)....	03
192918	2944	" " " " (single).....	02
*192946	—	" " " Ferrule.....	08

**ATTACHMENT SET**

NO.	PLATE	NAME	EACH
25618	6844	Cloth Guide.....	\$ 25
287B	6844	" " Thumb Screw.....	20
28863	6844	Gatherer.....	20
25503	6844	Hemmer, $\frac{3}{8}$ in. hem.....	1 20
25617	6844	" $\frac{1}{8}$ in. hem.....	1 20
25504	6844	" (wide hem).....	1 20
1534B	6844	" Thumb Nut.....	20
—	—	Needles (six) Class 24x1.....	—
26765	2711	Ruffler Driving Lever.....	20
26522	2711	" " Hinge Stud.....	05
812B	2711	" " Thumb Screw.....	10
26766	2711	" Frame.....	35
911B	2711	" Screw Stud.....	05
26767	2711	" Ruffling Blade.....	05
26768	2711	" " Holder.....	20
26769	2711	" " Lever with 620F... 620F 2711 " " " Adjusting Screw.....	20 02
26770	2711	Ruffler Ruffling Blade Lever Hinge Stud	01
22232	6851	" " " " " "	01
26459	2711	Washer..... Ruffler Ruffling Blade Rivet (furnished for repairs).....per 100	01 25
26771	2711	Ruffler Separating Blade.....	02
26772	2711	" " Bracket.....	20
26459	2711	" " Rivet (furnished for repairs).....per 100	25
26773	2711	Ruffler Spring Presser.....	20
26459	2711	" " Rivet (furnished for repairs).....per 100	25
26774	2711	Ruffler complete, Nos. 812B, 911B, 22232, 26522 and 26765 to 26773.....	1 25

**ATTACHMENT SET**

53

NO.	PLATE	NAME	EACH
25537	6844	Screw Driver.....	\$ 20
26289	1005	Tucker Driving Lever.....	05
26515	1005	" Frame.....	20
26291	1005	" Position Plate.....	20
911B	2711	" " Screw Stud.....	05
26090	1005	" Rocking Bar.....	20
26514	1005	" " Lifting Spring.....	02
26294	1005	" Tuck Guide.....	20
658B	1005	" " Thumb Screw.....	07
26295	1005	" " Marker Guide Clamp.....	07
561B	1005	" " " " Thumb Screw.....	10
26097	1005	Tucker Tuck Marker Guide Rod.....	07
233B	6824	" " " " End Screw	02
26095	1005	" " Marking Plate.....	20
26098	1005	" " Smoothing Spring.....	07
26092	6824	" " " Rivet (fur- nished for repairs).....per 100	25
26516	1005	Tucker complete, Nos. 233B, 561B, 658B, 911B, 26090, 26095, 26097, 26098, 26289, 26291, 26294, 26295, 26514 and 26515..	1 15
120308	—	Attachment Set for 35867, Nos. 287B, 1534B, 25503, 25504, 25537, 25617, 25618, 26516, 28863 and six needles....	4 80
35867	945	Attachment Set complete, Nos. 26774 and 120308.....	7 50

**ACCESSORIES**

NO.	PLATE	NAME	EACH
36569	6818	Oiler with 36571.....	\$ 07
36570	—	" 36569, filled with oil.....	12
36571	6818	" Spout, $1\frac{3}{4}$ in. long, with 36807.....	03
36807	6824	" " Washer (leather).....	01

**BIAS GAUGE**

NO.	PLATE	NAME	EACH
25525	6844	Bias Gauge.....	\$ 20

**EDGE STITCHER**

NO.	PLATE	NAME	EACH
36866	6835	Edge Stitcher.....	\$ 80

## PRESSER FEET

NO.	PLATE	NAME	EACH
34447	6835	Presser Foot, for stitching on edge and inserting cord.....	\$ 80
36782	6821	Presser Foot, for gathering.....	80

## QUILTER

NO.	PLATE	NAME	EACH
25505	6844	Quilter.....	\$ 07
557A	6823	" Thumb Screw.....	20

## STILETTO

NO.	PLATE	NAME	EACH
25539	6844	Stiletto.....	\$ 07

## SINGERLIGHTS

### SINGERLIGHT No. 192432

FOR MACHINE No. 24-62

#### OBSOLETE

NO.	PLATE	NAME	EACH
51028A	6851	Arm Rock Shaft Screw Center (back).....	\$ 10
34584	—	" " " " " " 51028A with two 1516B.....	25
1516B	6819	Arm Rock Shaft Screw Center (back) Lock Nut.....	07
192427	6847	Singerlight Bracket with 191815.....	30
1516B	6819	" " Lock Nut.....	07
191190	6853	" Cord Connection Cap.....	20
*191789	—	" Nipple.....	50
*190743	—	" Bushing.....	05
*191815	—	" Position Pin...per 100	06
*191785	—	" Washer (felt) 1/2 in....	03
*191786	—	" " " " 5/8 in....	03
*191082	—	" " " (steel).....	01
190745	6853	" Shade.....	80
191962	6845	Singerlight Toggle Socket complete, Nos. 50564J, 191375, 191381 and 191963 to 191965.....	80
*191375	—	Singerlight Toggle Socket Base complete, Nos. 191376 and 191377.....	14

## SINGERLIGHTS

NO.	PLATE	NAME	EACH
*191377	—	Singerlight Toggle Socket Base Hub.....	\$ —
*191381	—	" " " " Insulation	01
50564J	6851	" " " " Set Screw	02
*191376	—	" " " " Shell.....	2 20
191965	6845	Singerlight Toggle Socket Internal Fitting complete.....	35
*191963	—	Singerlight Toggle Socket Shell.....	16
*191964	—	" " " " Insulation	03
*191648	6853	" Twin Cable.....	40
192432	6853	Singerlight (flexible, less lamp) complete, Nos. 34584, 190743, 190745, 191082, 191190, 191648, 191785, 191789, 191962, 192427 and two 191786.....	4 20

### SINGERLIGHT No. 192442

FOR MACHINE No. 24-65

#### OBSOLETE

This Singerlight is the same as No. 192432, with the following exceptions:

NO.	PLATE	NAME	EACH
*192445	—	Singerlight Lead.....	\$ —
*191960	—	" " Terminal Clip Body....	01
*191961	—	" " " " " Cap	01
192444	6853	Singerlight Lead complete, Nos. 192445 and two each 191960 and 191961, in place of 191648.....	10
192442	6853	Singerlight (flexible, less lamp) complete, Nos. 34584, 190743, 190745, 191082, 191785, 191789, 191962, 192427, 192444 and two 191786.....	4 20

### SINGERLIGHT No. 193104

FOR MACHINE No. 24-66

This Singerlight is the same as No. 192432, with the following exceptions:

NO.	PLATE	NAME	EACH
*193115	—	Singerlight Lead.....	\$ —
193108	6849	" Bushing.....	05
191915	6851	" " Retainer.....	01
*192954	—	" Terminal Clip Body....	01
*192955	—	" " " " Cap	01

## SINGERLIGHTS

NO.	PLATE	NAME	EACH
193114	6853	Singerlight Lead complete, Nos. 193115 and two each 192954 and 192955, in place of 191648.....	\$ 30
*193149	---	Singerlight Lead Tube (wiremold).....	03
193148	6853	" " " 193149 with two 192946.....	10
*192946	---	Singerlight Lead Tube Ferrule.....	08
193104	6853	Singerlight (flexible, less lamp) complete, Nos. 34584, 190743, 190745, 191082, 191785, 191789, 191962, 192427, 193114, 193148 and two 191786.....	4 20

**SINGERLIGHT No. 193153**

FOR MACHINE No. 24-67

This Singerlight is the same as No. 192432, with the following exceptions:

NO.	PLATE	NAME	EACH
*193156	---	Singerlight Lead.....	---
193108	6849	" " Bushing.....	\$ 05
191915	6851	" " " Retainer.....	01
*192954	---	" " Terminal Clip Body.....	01
*192955	---	" " " " Cap.....	01
193155	6853	Singerlight Lead complete, Nos. 193156 and two each 192954 and 192955, in place of 191648.....	30
*192913	---	Singerlight Lead Tube (wiremold).....	25
192912	6853	" " " 192913 with two 192946.....	14
*192946	---	Singerlight Lead Tube Ferrule.....	08
193153	6853	Singerlight (flexible, less lamp) complete, Nos. 34584, 190743, 190745, 191082, 191785, 191789, 191915, 191962, 192427, 192912, 193108, 193155 and two 191786.....	4 20

**SINGERLIGHT LAMP**

NO.	PLATE	NAME	EACH
190744	6845	Singerlight Lamp.....	\$ 65

NOTE: When ordering No. 190744, state voltage required. We are prepared to furnish the following voltages:

32  
50  
110 to 120  
200 to 220  
230 to 250

NUMERICAL LIST

FOR

MACHINES

Nos. 24-60 to 24

24-65 to 24

From the library of: Diamond Needle Corp

## NUMERICAL LIST OF PARTS

NO.	PLATE	NAME	EACH
45F	6831	Hand Attachment Pinion (intermediate) Screw Stud for 34078 .....	\$ 20
59D	6823	Feed Regulator Hinge Screw .....	12
66A	6822	" Forked Connection Hinge Screw....	12
87D	6819	Looper Gate Hinge Screw .....	07
97E	6823	Presser Bar Lifter Hinge Screw .....	06
115E	6851	Machine Screw for 97042 .....	12
131E	6822	Feed Forked Connection Adjusting Screw (large) for 9511 .....	06
131E	6822	Feed Raising Bar Adjusting Screw for 9514 .....	06
134J	6851	Motor Bracket Screw for 24-62 and 24-65 Machines .....	07
145R	9326	Three-Pin Terminal Body (male half) Screw for 24-66 Machine .....	06
146J	6851	Motor Bracket Screw for 24-63 Machine	07
168B	8151	" Screw for 24-62 and 24-65 to 24-67 Machines .....	06
171E	6819	Connecting Rod Cap Screw for 34433 ..	05
175E	6822	Feed Forked Connection Adjusting Screw (small) for 9511 .....	02
190D	6819	Feed Dog Screw .....	05
193A	6823	" Regulator Indicator Set Screw for 22419 .....	05
197J	8187	Controller Cover Screw for 192256 to 192258 .....	02
199D	6819	Arm Rotary Shaft Screw .....	06
207E	6823	Needle Bar Connecting Stud Clamping Screw for 9570 .....	02
212D	6822	Feed Raising Bar Carrier Cap Screw ....	06
217R	6851	Machine Base Plate Catch Screw for 24-67 Machine, for Library Cabinet Table Set No. 40 .....	05
219A	6824	Thread Pull-off Eyelet Screw .....	02
233B	6824	Tucker Tuck Marker Guide Rod End Screw for 26516 .....	02
236J	6851	Controller Cover Screw for 24-66 Machine (Electrical Trimmings) for Portable Case Set No. 205 .....	02
240D	6831	Hand Attachment Driver Pinion Set Screw for 34078 .....	02
244J	6824	Throat Plate Screw for 34438 .....	05
287B	6844	Knee Lever Extension Thumb Screw for 191286 .....	20

## NUMERICAL LIST OF PARTS

NO. PLATE	NAME	EACH
287B 6844	Cloth Guide Thumb Screw for 120308....	\$ 20
329J 8151	Terminal Screw for B. T. Motors.....	02
330D 6824	Spool Pin Bracket Screw.....	02
335B 6819	Belt Guard Screw.....	02
335B 6819	Field Core Shield Screw.....	02
335B 6819	Terminal Cover Screw for B. T. Motors..	02
336R 6849	Machine Base Plate Catch Spring Clip Screw for 124568.....	02
337B 6819	Face Plate Screw.....	02
387A 6819	Cloth Plate Screw.....	10
389B 6819	Looper Gate Frame Screw.....	06
399A 6831	Hand Attachment Gear Cover Screw for 34078.....	02
453C 6836	Machine Hinge Connection Hinge Pin Set Screw for 34545, 34585 and 34596.....	02
460C 8151	Pulley Set Screw for 191010 and 192780..	02
462C 6823	Feed and Feed Lifting Eccentric Set Screw for 22408.....	02
462C 6823	Presser Bar Spring Bracket Set Screw for 22404.....	02
557A 6823	Spool Pin Disc Thumb Screw for 34403..	20
557A 6823	Quilter Thumb Screw.....	20
561B 1005	Tucker Tuck Marker Guide Clamp Thumb Screw for 26516.....	10
620F 2711	Ruffler Ruffling Blade Lever Adjusting Screw for 26769.....	02
658B 1005	Tucker Tuck Guide Thumb Screw for 26516.....	07
659D 6831	Hand Attachment Gear Screw Stud for 34078.....	20
690D 6831	Hand Attachment Bracket Screw for 34078.....	07
701B 8151	Idle Lever Hinge Screw.....	10
735C 6824	Needle Bar Bushing Set Screw.....	02
735C 6824	Thread Take-up Set Screw for 34225.....	02
793R 9326	Knee Lever Extension Thumb Screw for 192897 and 192975.....	12
806A 6823	Needle Thumb Screw for 34220.....	20
812B 2711	Ruffler Driving Lever Thumb Screw for 26774.....	10
853C 6824	Thread Pull-off Pin Set Screw for 34457..	02
904C 6849	Grease Cup Body Set Screw for 191141, 191142 and B. U. Motors.....	02
911B 2711	Ruffler Frame Screw Stud for 26774.....	06
911B 2711	Tucker Position Plate Screw Stud for 26516.....	06

## NUMERICAL LIST OF PARTS

NO. PLATE	NAME	EACH
934B 6824	Index Plate Screw for 34545, 34585, 34596 and 34598.....	\$ 02
934B 6824	Thread Controller Plate Screw.....	02
974F 9326	Controller Resistance Unit Bell Crank Hinge Screw for 193105 to 193107.....	10
1012E 6822	Feed Forked Connection Link Adjusting Screw for 9936.....	07
1019C 6822	Looper Set Screw for 22416.....	02
1123C 6824	Thread Controller Spring Adjusting Screw for 34407.....	02
1125B 6825	Thread Nipper Body Set Screw.....	06
1126A 6822	Feed Forked Connection Link Hinge Screw	20
1127B 6824	Presser Foot Thumb Screw.....	12
1167E 6824	Pulley and Thread Nipper Rod Eccentric Screw.....	07
1170H 6825	Thread Nipper Adjusting Stud Hole Plug Screw.....	20
1313E 6823	Needle Bar Connecting Link Adjusting Screw for 34170.....	02
1327F 6831	Hand Attachment Driver Pinion Screw Stud for 34078.....	25
1339B 6823	Pressure Regulating Thumb Screw.....	30
1516B 6819	Arm Rock Shaft Screw Center (back) Nut for 34459.....	07
1516B 6819	Arm Rock Shaft Screw Center (back) Lock Nut for 34584.....	07
1516B 6819	Singerlight Bracket Lock Nut for 34584..	07
1518J 6822	Feed Raising Bar Carrier Hinge Pin Nut	06
1520J 6819	Connecting Rod Hinge Screw Nut.....	05
1521J 8187	Controller Foot Roller Lever Bracket Hinge Screw Stud Nut for 192256 to 192258.....	05
1534B 6844	Hemmer Thumb Nut for 120308.....	20
1547R 6849	Controller Resistance Unit Bell Crank Hinge Screw Nut for 192981.....	05
1550J 9326	Spool Pin Nut for 34401.....	05
1602E 6819	Cloth Plate Bushing for 22410.....	02
1620J 6831	Hand Attachment Driver Pinion Screw Stud Nut for 34078.....	05
1620R 6851	Knee Lever Hinge Screw Nut for 192981..	05
1624B 6824	Thread Take-up Spring Screw Nut for 34407.....	05
1654K 8151	Idle Pulley Screw Nut for 191137.....	06
1708r 9326	Controller Resistance Unit Bell Crank Hinge Screw Nut for 193105 to 193107	05
1718R 9326	Knee Lever Arm Hinge Screw Nut for 192981.....	05

## NUMERICAL LIST OF PARTS

NO.	PLATE	NAME	EACH
1768R	6851	Three-Pin Terminal (female half) Housing Screw Nut for 192989.....	\$ 05
1768	6851	Singerlight Connector Block Screw Nut for 191192.....	05
1785	6851	Twin Terminal Post Nut for 192446.....	05
1811	6819	Arm Rock Shaft Roller and Stud for 34457	30
2807	6851	Machine Screw Washer for 97042.....	01
5968	6822	Feed Raising Bar Carrier Cap Screw Washer	02
8280	6831	Hand Attachment Crank Hinge Pin for 34078.....	01
8281	6831	Hand Attachment Crank Lock Pin for 34071.....	02
8282	6831	Hand Attachment Crank Lock Pin Spring for 34071.....	01
8435	2714	Hand Attachment Crank Lever for 94005	30
8505	6819	Face Plate Thread Eyelet Rivet for 34243.....per 100	20
8505	6819	Thread Controller Spring Rivet for 34407.....per 100	20
9511	6822	Feed Forked Connection with 131E and 175E.....	90
9512	6822	Feed Forked Connection Hinge Pin.....	07
9514	6822	" Raising Bar with 131E.....	80
9515	6822	" " " Carrier.....	50
9517	6822	" " " Hinge Pin.....	12
9521	6823	" Regulator Friction Washer.....	01
9522	6823	Looper with 34418.....	1 20
9523	6819	" Gate.....	07
9525	6819	" " Hinge Screw Washer.....	01
9566	6846	Hand Attachment Gear Cover for 34078..	20
9570	6823	Needle Bar Connecting Stud with 207E...	50
9936	6822	Feed Forked Connection Link with 1012E	80
22232	6851	Ruffler Ruffling Blade Lever Hinge Stud Washer for 26774.....	01
22402	6823	Presser Bar Lifter.....	30
22404	6823	" " Spring Bracket with 462c.....	50
22405	6823	" " " Washer.....	01
22408	6818	Arm Rotary Shaft with two 462c.....	3 00
22409	6818	Balance Wheel.....	90
22410	6820	Cloth Plate with 1602E for 34438.....	3 00
22416	6822	Feed and Feed Lifting Eccentric with 1019c.....	1 50
22417	6822	Feed Raising Bar Carrier Hinge Pin.....	35
22418	6823	" Regulator.....	55
22419	6823	" " Indicator with 193A.....	90
22420	6823	" " " Shaft.....	25
22421	6818	Looper Gate Frame.....	60

## NUMERICAL LIST OF PARTS

NO.	PLATE	NAME	EACH
22423	6823	Presser Bar.....	\$ 60
22424	6823	" " Spring.....	07
22426	6818	Pulley and Thread Nipper Rod Eccentric, 2 1/8 in. diam.....	1 15
22432	6825	Thread Guide Pin (top of arm) for 24-60 and 24-61 Machines.....	02
22433	6825	Thread Nipper Adjusting Stud for 22437..	35
22434	6825	" " " " Washer (leather) lower for 22437 and 34563....	01
22435	6825	Thread Nipper Adjusting Stud Washer (leather) upper for 22437 and 34563....	02
22436R	6825	Knee Lever Extension Thumb Screw Washer for 192897 and 192975.....	01
22436	6825	Thread Nipper Adjusting Stud Washer (steel) for 22437.....	01
22437	—	Thread Nipper Adjusting Stud 22433 with 22434 to 22436 for 24-60 and 24-61 Ma- chines.....	50
22440	6825	Thread Nipper Cap Washer (cloth) for 34456 and 34549.....	01
22441	6836	Thread Nipper Body Cap Washer (steel) for 34549.....	05
22442	6836	Thread Nipper Disc (grooved) for 34549...	20
22443	6825	" " Locking Washer for 34456	20
22446	6836	" " Ring (upper) for 34549....	20
22449	6825	Thread Nipper Rod for 34565 and 24-60 and 24-61 Machines.....	1 50
23258	2944	Controller Resistance Unit Screw Washer (small) for 192212 to 192214, 192256 to 192258, 192862 to 192864, 192889 to 192891 and 193394 to 193396.....	01
25075	6851	Lead Three-way Clamp Rivet Washer for 191089, obsolete.....	01
25503	6844	Hemmer, 3/8 in. hem, for 120308.....	1 20
25504	6844	" (wide hem) for 120308.....	1 20
25505	6844	Quilter.....	07
25525	6844	Bias Gauge.....	20
25537	6844	Screw Driver for 120308.....	20
25539	6844	Stiletto.....	07
25617	6844	Hemmer, 1/8 in. hem, for 120308.....	1 20
25618	6844	Cloth Guide for 120308.....	25
26090	1005	Tucker Rocking Bar for 26516.....	20
26092	6824	" Tuck Smoothing Spring Rivet (furnished for repairs) for 26516...per 100	25
26095	1005	Tucker Tuck Marking Plate for 26516....	20
26097	1005	" " Marker Guide Rod for 26516	07
26098	1005	" " Smoothing Spring for 26516	07

## NUMERICAL LIST OF PARTS

NO.	PLATE	NAME	EACH
26289	1005	Tucker Driving Lever for 26516.....	\$ 05
26291	1005	" Position Plate for 26516.....	20
26294	1005	" Tuck Guide for 26516.....	20
26295	1005	" Marker Guide Clamp for 26516.....	07
26459	2711	Ruffler Ruffling Blade Rivet (furnished for repairs) for 26774.....per 100	25
26459	2711	Ruffler Separating Blade Rivet (furnished for repairs) for 26774.....per 100	25
26459	2711	Ruffler Spring Presser Rivet (furnished for repairs) for 26774.....per 100	25
26514	1005	Tucker Rocking Bar Lifting Spring for 26516.....	02
26515	1005	Tucker Frame for 26516.....	20
26516	1005	Tucker complete for 120308, Nos. 233B, 561B, 658B, 911B, 26090, 26095, 26097, 26098, 26289, 26291, 26294, 26295, 26514 and 26515.....	1 15
26522	2711	Ruffler Driving Lever Hinge Stud for 26774.....	05
Nos. 26765 to 26773 FOR 26774			
26765	2711	Ruffler Driving Lever.....	20
26766	2711	" Frame.....	35
26767	2711	" Ruffling Blade.....	05
26768	2711	" " " Holder.....	20
26769	2711	" " " Lever with 620F..	20
26770	2711	" " " " Hinge Stud.	01
26771	2711	" Separating Blade.....	02
26772	2711	" " " Bracket.....	20
26773	2711	" Spring Presser.....	20
26774	2711	Ruffler complete for 35867, Nos. 812B, 911B, 22232, 26522 and 26765 to 26773..	1 25
28186	6837	Index Plate for 34545, 34585, 34596, 34598 and 97042.....	20
28863	6844	Gatherer for 120308.....	20
Nos. 34071 to 34074 FOR 34078			
34071	2714	Hand Attachment Gear with 8281 and 8282.....	55
34072	6831	Hand Attachment Driver Pinion.....	55
34073	6831	" " Pinion (intermediate)	55
34074	2714	" " Base with two 34075..	60
34075	6831	" " " Position Stud for 34074.....	07
34075	6831	Machine Position Stud for 34545, 34585, 34596 and 34598.....	07

## NUMERICAL LIST OF PARTS

NO.	PLATE	NAME	EACH
34076	2714	Hand Attachment Bracket for 34078.....	\$ 90
34077	6831	" " Driver for 34078.....	55
34078	—	Hand Attachment complete for 24-61 Ma- chine, Nos. 45F, 240D, 659D, 1327F, 1620J, 8280, 9566, 34071 to 34074, 34076, 34077, 94005 and two each 399A, 690D and wood screws 1 in. No. 14.....	6 00
34083	6818	Belt Guard for 24-60 and 24-61 Machines..	35
34117	6818	Pulley and Thread Nipper Rod Eccentric, 1 3/4 in. diam.....	1 15
34170	6823	Needle Bar Connecting Link with two 1313E.....	35
34219	6819	Face Plate with 34243.....	35
34220	6823	Needle Bar with 806A.....	90
34221	6823	" " Bushing.....	50
34222	6824	Thread Controller Eyelet (lower) for 34407	01
34224	6824	" " Spring for 34407.....	20
34225	6824	" Take-up with 735c.....	35
34243	6819	Face Plate Thread Eyelet with 8505, for 34219.....	02
*34396	—	Arm, upper and lower (solid) for 24-60 and 24-61 Machines.....	12 00
34398	6821	Feed Dog, 16 teeth (22 teeth to the inch)..	80
34401	6824	Spool Pin Bracket with 1550J and 34460..	35
34402	—	" " Disc for 34403.....	20
34403	6824	" " " 34402 with 557A and 34404	50
34404	—	" " " Hub for 34403.....	20
34405	6824	Thread Controller Eyelet (upper) for 34407.....	02
34406	—	Thread Controller Plate for 34407.....	1 40
34407	6824	Thread Controller Plate complete, Nos. 1123c, 1624B, 34222, 34224, 34405, 34406, 34411, 34412, 50303D and two 8505.....	1 80
34408	6824	Thread Pull-off Eyelet (double).....	25
34409	6824	" " Pin for 34457.....	07
34411	6824	" Take-up Spring for 34407.....	07
34412	6824	" " " Screw Nut Fric- tion Washer for 34407.....	01
34413	6821	Throat Plate for 34398 for 34438.....	50
34418	6823	Looper Washer for 9522.....	01
34421	6821	Presser Foot.....	80
34423	6825	Thread Nipper Body for 34456.....	1 15
34425	6825	" " Disc for 34456.....	20
34430	—	" " Cap for 34432 and 34551..	25
34431	—	" " " Stud for 34432.....	55



NO.	PLATE	NAME	EACH
34432	6825	Thread Nipper Cap Stud 34431 with 34430 for 34456.....	\$ 80
34433	6819	Connecting Rod with 34434 and two 171E	1 50
*34434	—	“ “ Cap for 34433.....	—
34438	—	Cloth Plate 22410 with 34413 and two 244J.....	3 60
34447	6835	Presser Foot, for stitching on edge and inserting cord.....	80
34455	6825	Thread Nipper Spring for 34456 and 34549	02
34456	—	Thread Nipper Body complete for 24-60 and 24-61 Machines, Nos. 22440, 22443, 34423, 34425, 34432, 34455, 34520, 49043 and two 34543.....	2 40
34457	6834	Arm Rock Shaft with 853c, 1811 and 34409.....	90
34459	—	Arm Rock Shaft Screw Center (back) 50359A with 1516B.....	20
34460	6835	Spool Pin for 34401.....	07
34520	6851	Thread Nipper Locking Washer Cap (leather) for 34456.....	01
34543	6851	Thread Nipper Spring Washer (micarda) for 34456.....	06
34545	6838	Machine Base with 28186 and two each 453c, 934B and 34075, for 24-62 Machine, for Portable Case Set No. 202, obsolete.....	6 00
34546	6837	Belt Guard for 24-62, 24-63 and 24-65 to 24-67 Machines.....	35
34548	6836	Thread Nipper Body with two 34560, for 34549.....	1 20
34549	—	Thread Nipper Body complete for 24-62, 24-63, and 24-65 to 24-67 Machines, Nos. 22440 to 22442, 22446, 34455, 34548, 34551 to 34553, 34557 to 34559 and 34561.....	3 60
*34550	—	Thread Nipper Body Cap Stud for 34551.	80
34551	6836	“ “ “ “ “ 34550 with 34430 for 34549.....	1 00
34552	6836	Thread Nipper Locking Washer for 34549	12
34553	6836	Thread Nipper Locking Washer Cap complete for 34549, Nos. 34554 to 34556...	20
*34554	—	Thread Nipper Locking Washer Cap Body for 34553.....	20
*34555	—	Thread Nipper Locking Washer Cap Body Cover (felt) for 34553.....	01
*34556	—	Thread Nipper Locking Washer Cap Body Cover Retaining Washer for 34553.....	01

NO.	PLATE	NAME	EACH
34557	6836	Thread Nipper Locking Washer Cap Ball Pin for 34549.....	\$ 12
34558	6836	Thread Nipper Ring (lower) for 34549....	20
34559	6836	“ “ “ “ Washer ( $\frac{1}{2}$ in. cloth) for 34549.....	02
34560	6836	Thread Nipper Ring Position Pin for 34548.....	02
34561	6836	Thread Nipper Spring Washer (micarda) for 34549.....	25
34562	6836	Thread Nipper Adjusting Stud for 34563.	60
34563	—	“ “ “ “ 34562 with 22434, 22435 and 34564, for 34565.....	70
34564	6836	Thread Nipper Adjusting Stud Washer (steel) for 34563.....	01
34565	—	Thread Nipper Rod 22449 with 34563 for 24-62, 24-63 and 24-65 to 24-67 Machines	2 20
34566	6836	Thread Eyelet (top of arm).....	20
34567	6846	Machine Cushion (felt) for 97042.....	12
*34579	—	Arm, upper and lower (solid) for 24-62, 24-63 and 24-65 to 24-67 Machines.....	12 00
34584	—	Arm Rock Shaft Screw Center (back) 51028A with two 1516B, for 192432, 192442, 193104 and 193153.....	25
34585	6854	Machine Base with 28186 and two each 453c, 934B and 34075, for 24-65 Machine, for Portable Case Set No. 205, obsolete	6 00
34596	6854	Machine Base Plate with 28186 and two each 453c, 934B and 34075, for 24-66 Machine, for Portable Case Set No. 205	6 00
34598	6854	Machine Base Plate with 28186 and two each 934B, 34075 and 51045c, for 24-67 Machine, for Library Cabinet Table Set No. 40.....	6 00
35867	945	Attachment Set complete, Nos. 26774 and 120308.....	7 50
36569	6818	Oiler with 36571 for 36570.....	07
36570	—	“ 36569, filled with oil (Accessories)...	12
36571	6818	“ Spout, $1\frac{3}{4}$ in. long, with 36807, for 36569.....	03
36648	8151	Name Plate Rivet for 192256 to 192258.....per 100	80
36782	6821	Presser Foot, for gathering.....	80
36807	6824	Oiler Spout Washer (leather) for 36571..	01
36866	6835	Edge Stitcher.....	80
49043	6825	Thread Nipper Body Washer (fibre) for 34456.....	02
50014c	6825	Thread Eyelet (top of arm) Set Screw....	02

NO.	PLATE	NAME	EACH
50027R	6851	Controller Resistance Unit Base Screw for 192981.....	\$ 06
50027R	6851	Controller Resistance Unit Cover Screw for 192889 to 192891.....	06
50150C	6851	Connecting Plug Set Screw for 191132.....	02
50200C	8187	Controller Resistance Unit Driver Actuating Collar Set Screw for 191278.....	05
50303D	6824	Thread Take-up Spring Screw for 34407..	06
50359A	6835	Arm Rock Shaft Screw Center (back) for 34459.....	12
50360C	6835	Arm Rock Shaft Screw Centre (front)....	12
50516B	8151	Idler Pulley Screw for 191137.....	20
50517B	8151	End Cover Screw for B. T. Motors.....	12
50517B	8151	" " (pulley end) Screw for B. U. Motors.....	12
50518C	8151	Brush Holder Tube Insulation Set Screw for 191141 and 192395.....	02
50520	6851	Controller Lead Connecting Plug Insert Screw (brass) for 190658 and 190659....	06
50520	6851	Lead Connecting Plug Insert Screw (brass) for 190658 and 190659.....	06
50559R	6851	Controller Resistance Unit Base Screw for Portable Case Sets Nos. 202 and 205....	07
50562A	6836	Connecting Rod Hinge Screw.....	20
50564J	6851	Singerlight Toggle Socket Base Set Screw for 191962.....	02
50576E	6836	Machine Screw for 24-62 and 24-65 to 24-67 Machines, for Portable Case Sets Nos. 202 and 205 and Library Cabinet Table Set No. 40.....	07
50577	6851	Singerlight Connector Block Screw for 191192.....	07
50587	6851	Singerlight Connector Block Wire Clamping Screw for 191206.....	06
50588B	6851	Motor Screw for 24-63 Machine.....	06
50596R	8187	Brush Holder Tube Cap Screw for 190551	06
50939R	2944	Controller Resistance Unit Screw for 192212 to 192214, 192256 to 192258 and 193394 to 193396.....	03
51007D	6850	Controller Resistance Unit Operating Lever Hinge Screw for 192212 to 192214 and 193394 to 193396.....	20
51010J	6851	Controller Foot Roller Lever Bracket Hinge Screw Stud for 192256 to 192258	20
51028A	6851	Arm Rock Shaft Screw Center (back) for 34584.....	10

NO.	PLATE	NAME	EACH
51045C	6851	Machine Hinge Connection Hinge Pin Set Screw for 34598.....	\$ 06
51093R	9326	Three-Pin Terminal (female half) Housing Screw for 192989.....	07
51106C	9326	Controller Resistance Unit Yoke Hinge Screw for 192981.....	02
51108C	9326	Knee Lever Arm Hinge Screw for 192981	10
51109C	9326	" " Hinge Screw for 192981.....	20
51117J	9326	Controller Resistance Unit Yoke Stop Screw for 192862 to 192864 and 192981..	02
51118R	9326	Controller Resistance Unit Screw for 192862 to 192864 and 192889 to 192891	03
51162B	6851	Machine Base Plate Thumb Screw for 24-66 Machine, for Portable Case Set No. 205.....	25
51183J	6851	Motor Bracket Screw for B. U. Motor, for 24-66 and 24-67 Machines.....	10
51231C	6849	Controller Resistance Unit Bell Crank Hinge Screw for 192981.....	07
51523	6849	Twin Terminal Post Thumb Nut with 191959 for 192446.....	06
51582	9326	Three-Pin Terminal Body (male half) Post Thumb Nut for 192797.....	06
51588R	9326	Controller Resistance Unit Yoke Hinge Screw Nut for 192981.....	05
80023	6835	Hand Attachment Crank Handle (wood) for 94005.....	12
87582	6849	Machine Base Catch Spring Pin for 191050	03
87582	6849	" Position Pin for 191050.....	03
94005	—	Hand Attachment Crank complete for 34078, Nos. 8435, 80023 and 94012....	60
94012	6835	Hand Attachment Crank Handle Spindle for 94005.....	20
96467	6848	Machine Base Plate Catch Spring Clip for 124568.....	06
97042	6854	Machine Base (ebonized) with 115E, 2807, 28186, 34567, 191132, 191135 and two each 124359 and 191133, for 24-63 Machine, for Cabinet Table or Stand, obsolete.....	1 50
120308	—	Attachment Set for 35867, Nos. 287B, 1534B, 25503, 25504, 25537, 25617, 25618, 26516, 28863 and six needles....	4 80
124359	6848	Machine Base Catch Spring with two wood screws $\frac{5}{8}$ in. No. 7 R. H. M. F. O. and A., for 97042, obsolete.....	12

NO.	PLATE	NAME	EACH
124566	6848	Machine Base Plate Catch for 24-67 Machine, for Library Cabinet Table Set No. 40.	\$ 12
124567	6848	Machine Base Plate Catch Spring Clip Holder for 124568.	12
124568	6848	Machine Base Plate Catch Spring Clip complete for 24-67 Machine, for Library Cabinet Table Set No. 40, Nos. 96467, 124567 and two each 336r and wood screws $\frac{3}{8}$ in. No. 7 R. H. M. F. O. and A	25
190008	6839	Armature complete for B. T. 107, B. T. 127 and B. T. 147 Motors, obsolete.	6 00
190009	—	Armature complete for B. T. 108 and B. T. 158 Motors, obsolete.	6 00
190010	—	Armature complete for B. T. 110 Motor, obsolete.	6 00
190011	—	Armature complete for B. T. 112 Motor, obsolete.	6 00
190013	—	Armature complete for B. T. 159 Motor, obsolete.	6 00
190056	6841	Field Coil Insulation for B. T. Motors, obsolete.	01
190059	6839	Commutator complete.	1 25
190074	8151	Grease Cup Wick (felt).	01
190075	8151	“ “ “ Spring.	02
190076	8151	Armature Shaft Bearing Sleeve for 191141, 191142, 192395 and 192396.	20
*190079	8151	Brush Holder Tube for 190437, 190780 and B. U. Motors.	08
190083	8151	Brush Holder Spring for 190551 and B. U. Motors.	03
190095	8151	Idler Pulley for 191137.	25
190228	6849	Lead Three-way Clamp Rivet for 191089, obsolete.	01
190268	8151	Idler Lever for 191137.	14
190303	6841	Field Core complete for B. T. Motors, obsolete.	2 50
190304	8151	Armature Shaft Bearing Sleeve Cap.	05
190354	6839	Brush Lead, $6\frac{1}{4}$ in. long (black) for 190437, obsolete.	05
190356	6839	Field Coil Lead, $6\frac{3}{4}$ in. long (green) for B. T. Motors, obsolete.	05
190437	—	Brush Holder Tube 190079 with 190354, for 191141.	20
190439	6839	Tube, filled with Singer Motor Lubricant, for 190613.	14
190445	8151	Idler Pulley Washer (fibre) for 191137....	02

NO.	PLATE	NAME	EACH
190452	6849	Lead Three-way Clamp for 191089, obsolete.	\$ 10
*190484	—	Lead Connecting Plug Insulation Washer for 190658 and 190659.	01
*190484	—	Controller Lead Connecting Plug Insulation Washer for 190658 and 190659.	01
*190547	8151	Brush Holder Tube Insulation for 190780 and 191141.	14
190551	—	Brush Holder complete for B. T. Motors, Nos. 50596r, 190083, 190780 and 190782, obsolete.	50
*190552	—	Controller Lead Connecting Plug Ferrule for 190658 and 190659.	08
*190552	—	Lead Connecting Plug Ferrule for 190659, obsolete.	08
*190553	—	Controller Lead Connecting Plug Insert Screw Washer for 190658 and 190659.	03
*190553	—	Lead Connecting Plug Insert Screw Washer for 190658 and 190659, obsolete.	03
190559	8151	End Cover (pulley end) Lead Bushing for 191142.	10
190563	8151	Field Coil Retainer.	10
190608	6851	Machine Base Plate Thumb Screw Washer (leather) for 24-66 Machine, for Portable Case Set No. 205.	01
190612	—	Tube Carton (paper) for 190613.	05
190613	—	“ 190439 with 190612 for B. T. and B. U. Motors.	14
*190615	—	Controller Lead Connecting Plug Insert (moulded) for 190659.	14
*190615	—	Lead Connecting Plug Insert (moulded) for 190659, obsolete.	14
*190616	—	Controller Lead Connecting Plug Insert (moulded) for 190658.	14
190651	6839	Terminal complete for B. T. Motors, obsolete.	50
190658	6841	Controller Lead Connecting Plug (male half) Nos. 50520, 190484, 190552, 190553 and 190616, for 193397.	25
190658	6841	Lead Connecting Plug (male half) Nos. 50520, 190484, 190552, 190553 and 190616, for 190982, 191054 and 192351, obsolete.	25
190659	6838	Controller Lead Connecting Plug (female half) Nos. 50520, 190484, 190552, 190553 and 190615, for 193398.	25

NO.	PLATE	NAME	EACH
190659	6838	Lead Connecting Plug (female half) Nos. 50520, 190484, 190552, 190553 and 190615, for 190984, 191089 and 192425	\$ 25
190721	—	Name Plate for B. T. Motors, obsolete...	20
*190743	—	Singerlight Nipple Bushing for 192432, 192442, 193104 and 193153.....	05
190744	6845	Singerlight Lamp.....	65
NOTE: When ordering No. 190744, state voltage required			
190745	6853	Singerlight Shade for 192432, 192442, 193104 and 193153.....	80
190780	—	Brush Holder Tube 190079 with 190547, for 190551.....	25
190782	8151	Brush (carbon) for 32 to 145 volts, for 190551 and all B. U. Motors.....	14
190877	6850	Idler Lever Spring.....	03
190890	—	Field Coil (lower) for B. T. 147 Motor, obsolete.....	90
*190938	—	Grease Cup Spring Stop for 191087 and 191092.....	10
190951	6838	Knee Lever Extension for 191286.....	60
190976	6839	Belt complete for 24-62 and 24-65 to 24-67 Machines, Nos. 190980 and 190981....	30
190977	6841	Field Coil Shield for B. T. Motors, obsolete	50
190978	6841	Terminal Cover for B. T. Motors, obsolete	50
190980	—	Belt, size $\frac{3}{2}$ in., length 11 $\frac{7}{8}$ in., for 190976.	25
190981	6849	" Hook for 190976 and 191131.....	01
190982	6841	Lead, 11 in. long, with 190658, for B. T. Motors, obsolete.....	50
190984	6838	Lead complete, from lamp socket to twin terminal block, for B. U. Motor, for 24-65 Machine, Nos. 190985, 192540 and two 190659, obsolete.....	1 25
*190985	—	Lead Cord for 190984, obsolete.....	50
*190987	—	Controller Lead for 193397.....	05
191010	6849	Pulley with 460c for B. T. Motors, obsolete	30
191050	6839	Motor Bracket with 87582, for 24-62 and 24-65 Machines.....	1 25
191054	6841	Lead, 10 in. long, with 190658, for B. T. Motors, obsolete.....	50
*191082	—	Singerlight Nipple Washer (steel) for 192432, 192442, 193104 and 193153....	01
191087	6850	Grease Cup Body complete for B. T. and B. U. Motors, for 24-62 and 24-65 to 24-67 Machines, Nos. 190938 and 191088	40
191088	—	Grease Cup Body for 191087.....	30

NO.	PLATE	NAME	EACH
191089	6852	Lead complete, from lamp socket to motor and controller, for B. U. Motor, for 24-63 Machine, Nos. 25075, 190228, 191090, 191091, 192540, two 190452 and four 190659, obsolete.....	\$3 00
191090	—	Lead (twin wire) for 191089, obsolete....	—
191091	—	" (single wire) for 191089, obsolete....	07
191092	6850	Grease Cup Body complete for B. U. Motor, for 24-63 Machine, Nos. 190938 and 191093, obsolete.....	90
191093	—	Grease Cup Body for 191092, obsolete....	80
191097	6851	Armature Thrust Washer (fibre).....	01
191098	6851	" " " (peerless paper)	01
191124	6839	End Cover (commutator end) for 191141, obsolete.....	2 00
191125	6839	End Cover (pulley end) for 191142, obsolete.....	2 00
191130	—	Belt for 191131.....	—
191131	—	Belt complete for 24-63 Machine, Nos. 190981 and 191130.....	25
191132	6850	Connecting Plug Holder with two each 50150c and wood screws 1 in. No. 6 R. H. M. F. O. and A., for 97042, obsolete	50
191133	6850	Machine Position Stud for 97042, obsolete	02
191134	6848	Motor Bracket for B. U. Motor, for 24-63 Machine, obsolete.....	80
191135	6848	Motor Bracket Plate with two wood screws $\frac{7}{8}$ in. No. 10 F. H. M. F. O. and A., for 97042, obsolete.....	80
191137	—	Idler Lever complete, Nos. 1654κ, 50516n, 190095, 190268 and two 190445.....	80
191138	6841	Field Coil (upper) for B. T. 107 and B. T. 127 Motors, obsolete.....	90
191139	6841	Field Coil (lower) for B. T. 107 Motor, obsolete.....	90
191140	—	Field Coil (upper) for B. T. 147 Motor, obsolete.....	90
191141	—	End Cover (commutator end) complete for B. T. Motors, Nos. 904c, 190076, 190137, 191124 and two each 50518c and 190547, obsolete.....	3 30
191142	—	End Cover (pulley end) complete for B. T. Motors, Nos. 904c, 190076, 190559 and 191125, obsolete.....	2 50
191161	—	Field Coil (lower) for B. T. 158 Motor, obsolete.....	90

## NUMERICAL LIST OF PARTS

NO.	PLATE	NAME	EACH
191163	6848	Motor Lead Tube (circular loom) 5½ in. long, for B.U. Motor, for 24-63 Machine, obsolete.....	\$ 10
191190	6853	Singerlight Cord Connection Cap, for 192432, obsolete.....	20
191192	6853	Singerlight Connector Block (three-way) complete for 192425, Nos. 191197, 191198 and two each 1768, 50577 and 191206..	25
191197	—	Singerlight Connector Block (upper half) for 191192.....	05
191198	—	Singerlight Connector Block (lower half) for 191192.....	05
191206	—	Singerlight Connector Block Contact complete, for 191192, Nos. 50587, 191207 and 191208.....	10
191207	—	Singerlight Connector Block Contact Body for 191206.....	05
191208	—	Singerlight Connector Block Contact Body Spring for 191206.....	02
191232	—	Field Coil (upper) for B. T. 110 and B. T. 112 Motors, obsolete.....	90
191233	—	Field Coil (lower) for B. T. 110 and B. T. 112 Motors, obsolete.....	90
191234	—	Field Coil (upper) for B. T. 158 Motor, obsolete.....	90
191251	—	Field Coil (lower) for B. T. 108 Motor, obsolete.....	90
191278	8187	Controller Resistance Unit Driver Actuating Collar with 50200c, for 192212 to 192214 and 193394 to 193396.....	55
191284	6852	Knee Lever with 191285 for 191286.....	1 50
*191285	—	“ “ Socket for 191284.....	60
191286	6852	Knee Lever complete for 24-62 and 24-65 Machines, for Portable Case Sets Nos. 202 and 205, Nos. 287b, 190951 and 191284.....	2 30
191325	—	Field Coil (upper) for B. T. 108 Motor, obsolete.....	90
191365	—	Field Coil (lower) for B. T. 127 Motor, obsolete.....	90
*191375	—	Singerlight Toggle Socket Base complete for 191962, Nos. 191376 and 191377....	14
*191376	—	Singerlight Toggle Socket Base Shell for 191375.....	2 20
*191377	—	Singerlight Toggle Socket Base Hub for 191375.....	—

## NUMERICAL LIST OF PARTS

NO.	PLATE	NAME	EACH
*191381	—	Singerlight Toggle Socket Base Insulation for 191962.....	\$ 01
*191648	6853	Singerlight Twin Cable for 192432.....	40
191703	8187	Controller Resistance Unit Base Screw Washer for Portable Case Sets Nos. 202 and 205.....	03
*191785	—	Singerlight Nipple Washer (felt) ½ in., for 192432, 192442, 193104 and 193153....	03
*191786	—	Singerlight Nipple Washer (felt) ⅝ in., for 192432, 192442, 193104 and 193153....	03
*191789	—	Singerlight Nipple for 192432, 192442, 193104 and 193153.....	50
*191815	—	Singerlight Nipple Position Pin for 192427.....	per 100 06
191915	6851	Controller Lead Bushing Retainer for 24-62, 24-65 and 24-66 Machines, for Portable Case Sets Nos. 202 and 205....	01
191915	6851	Singerlight Lead Bushing Retainer for 193104 and 193153.....	01
191933	—	Twin Terminal Post for 192446, obsolete.	05
*191959	—	“ “ “ Thumb Nut Insert for 51523, obsolete.....	—
*191960	—	Controller Lead Terminal Clip Body for 192277, 192910, 193118, 193120, 193397 and 193398.....	01
*191960	—	Lead Terminal Clip Body for 192351.....	01
*191960	—	Singerlight Lead Terminal Clip Body for 192444.....	01
*191961	—	Controller Lead Terminal Clip Body Cap for 192277, 192910, 193118, 193120, 193397 and 193398.....	01
*191961	—	Lead Terminal Clip Body Cap for 192351..	01
*191961	—	Singerlight Lead Terminal Clip Body Cap for 192444.....	01
191962	6845	Singerlight Toggle Socket complete for 192432, 192442, 193104 and 193153, Nos. 50564j, 191375, 191381 and 191963 to 191965.....	80
*191963	—	Singerlight Toggle Socket Shell for 191962	16
*191964	—	“ “ “ “ Insulation for 191962.....	03
191965	6845	Singerlight Toggle Socket Internal Fitting complete for 191962.....	35
192106	6849	End Cover (pulley end) Lead Bushing for 192396.....	05
192121	6848	Field Core Shield for B. U. Motors.....	30

## NUMERICAL LIST OF PARTS

NO.	PLATE	NAME	EACH
192140	6845	Controller Resistance Unit, for 95 to 145 volts, for 192213, 192257, 192863, 192890 and 193395.....	\$2 50
192141	6845	Controller Resistance Unit, for 150 to 250 volts, for 192214, 192258, 192864, 192891 and 193396.....	2 50
192142	2944	Controller Lead Bushing (Electrical Trimmings) for Library Cabinet Table Set No. 40.....	10
192143	2944	Controller Lead Bushing Retaining Spring (Electrical Trimmings) for Library Cabinet Table Set No. 40.....	02
192149	6848	Controller Resistance Unit Driver for 192273.....	10
192211	6845	Controller Resistance Unit, for 32 to 55 volts, for 192212, 192256, 192862, 192889 and 193394.....	2 50
192212	—	Controller complete, for 32 to 55 volts, A. C. or D. C. Motor, for 24-65 Machine, for Portable Case Set No. 205, Nos. 51007D, 191278, 192211, 192269, 192273, 192274, 192302, 192304, 192305, 192807, 899279 and two each 23258, 50939R, 192277 and 701690, obsolete.....	6 00
192213	6852	Controller complete, for 95 to 145 volts, A. C. or D. C. Motor, for 24-65 Machine, for Portable Case Set No. 205, Nos. 51007D, 191278, 192140, 192269, 192273, 192274, 192302, 192304, 192305, 192807, 899289 and two each 23258, 50939R, 192277 and 701690, obsolete.....	6 00
192214	—	Controller complete, for 150 to 250 volts, A. C. or D. C. Motor, for 24-65 Machine, for Portable Case Set No. 205, Nos. 51007D, 191278, 192141, 192269, 192273, 192274, 192302, 192304, 192305, 192807, 899279 and two each 23258, 50939R, 192277 and 701690, obsolete.....	6 00
192240	6851	Field Coil Tube (paper) for B. U. Motors	01
192256	—	Controller (foot) complete, for 32 to 55 volts, A. C. or D. C. Motor, for 24-63 Machine, Nos. 197J, 1521J, 51010J, 192211, 192302, 192304, 192338, 192340, 192345, 192346, 192348, 192351, 192600, 899287 and two each 23258, 36648, 50939R and 701690, obsolete.....	6 00

## NUMERICAL LIST OF PARTS

NO.	PLATE	NAME	EACH
192257	6852	Controller (foot) complete, for 95 to 145 volts, A. C. or D. C. Motor, for 24-63 Machine, Nos. 197J, 1521J, 51010J, 192140, 192302, 192304, 192338, 192340, 192345, 192346, 192348, 192351, 192600, 899295 and two each 23258, 36648, 50939R and 701690, obsolete.....	\$6 00
192258	—	Controller (foot) complete, for 150 to 250 volts, A. C. or D. C. Motor, for 24-63 Machine, Nos. 197J, 1521J, 51010J, 192141, 192302, 192304, 192338, 192340, 192345, 192346, 192348, 192351, 192600, 899287 and two each 23258, 36648, 50939R and 701690, obsolete.....	6 00
192269	—	Controller Resistance Unit Base 192270 with 192335 and 192336, for 192212 to 192214 and 193394 to 193396.....	2 40
192270	6848	Controller Resistance Unit Base with 192272 for 192269.....	—
192272	—	Controller Resistance Unit Driver Spring Guide Pin for 192270.....	12
192273	6848	Controller Resistance Unit Driver complete for 192212 to 192214 and 193394 to 193396, Nos. 192149 and 192308....	20
192274	6849	Controller Resistance Unit Driver Spring for 192212 to 192214 and 193394 to 193396.....	03
192277	6852	Controller Lead complete for 192212 to 192214, Nos. 192278 and two each 191960 and 191961.....	10
*192278	—	Controller Lead for 192277.....	—
192302	6850	Controller Resistance Unit Operating Screw Adjusting Nut (insulating) with 192303, for 192212 to 192214, 192256 to 192258 and 193394 to 193396.....	20
*192303	—	Controller Resistance Unit Adjusting Nut Insert (brass) for 192985.....	—
*192303	—	Controller Resistance Unit Operating Screw Adjusting Nut Insert (brass) for 192302.....	—
192304	6850	Controller Resistance Unit Operating Screw Locking Washer, for 192212 to 192214, 192256 to 192258 and 193394 to 193396.....	02
192305	6850	Controller Resistance Unit Operating Lever with 192306, for 192212 to 192214 and 193394 to 193396.....	25

## NUMERICAL LIST OF PARTS

NO.	PLATE	NAME	EACH
192306	6850	Controller Resistance Unit Operating Screw Locking Washer Position Pin for 192305.....	\$ 03
192308	6848	Controller Resistance Unit Driver Shaft for 192273.....	—
192329	8187	Controller Base Cushion (rubber) for 192338, obsolete.....	02
*192335	—	Controller Resistance Unit Driver Shaft Bushing for 192269.....	—
*192336	—	Controller Resistance Unit Driver Shaft Bushing Flange for 192269.....	—
*192337	—	Controller Base for 192338, obsolete.....	—
192338	6847	“ “ 192337 with 192344, 192347, 192349 and four each 192329 and 192339, for 192256 to 192258, obsolete.....	70
192339	8187	Controller Base Stud for 192338, obsolete	02
192340	6847	“ Cover for 192256 to 192258, obsolete.....	50
*192344	8187	Controller Foot Roller Lever Bracket for 192338, obsolete.....	—
192345	8187	Controller Foot Roller Lever Bracket Hinge Screw Stud Nut Washer for 192256 to 192258, obsolete.....	01
192346	8187	Controller Foot Roller Lever Spring for 192256 to 192258, obsolete.....	05
*192347	—	Controller Resistance Unit Bracket for 192338, obsolete.....	—
192348	8187	Lead Bushing for 192256 to 192258, obsolete.....	03
192349	8187	Controller Foot Roller Lever Spring Stud for 192338 and 192547, obsolete.....	12
192350	8187	Controller Resistance Unit Operating Screw Locking Washer Position Pin for 192547, obsolete.....	03
192351	6852	Lead complete from lamp socket lead to controller, for 192256 to 192258, Nos. 192352 and two each 190658, 191960 and 191961, obsolete.....	80
*192352	—	Lead for 192351.....	—
*192362	—	End Cover (pulley end) for 192396.....	—
*192363	—	“ “ (commutator end) for 192395	—
192395	—	End Cover (commutator end) complete for B. U. Motors, Nos. 190076, 192363 and two 50518c.....	1 25

## NUMERICAL LIST OF PARTS

NO.	PLATE	NAME	EACH
192396	—	End Cover (pulley end) complete for B. U. Motors, Nos. 190076, 192106, 192362 and two 701654.....	\$1 25
192425	6853	Lead with Singerlight Connector Block complete, from lamp socket to twin terminal block, for 24-62 Machine, for Portable Case Set No. 202, Nos. 191192, 192426, 192540 and two 190659.....	1 50
*192426	—	Lead for 192425.....	—
192427	6847	Singerlight Bracket with 191815, for 192432, 192442, 193104 and 193153.....	30
192432	6853	Singerlight (flexible, less lamp) complete for 24-62 Machine, for Portable Case Set No. 202, Nos. 34584, 190743, 190745, 191082, 191190, 191648, 191785, 191789, 191962, 192427 and two 191786, obsolete	4 20
192441	6851	Controller Lead Bushing for 24-62, 24-65 and 24-66 Machines, for Portable Case Sets Nos. 202 and 205.....	10
192442	6853	Singerlight (flexible, less lamp) complete, for 24-65 Machine, for Portable Case Set No. 205, Nos. 34584, 190743, 190745, 191082, 191785, 191789, 191962, 192427, 192444 and two 191786, obsolete.....	4 20
192444	6853	Singerlight Lead complete for 192442, Nos. 192445 and two each 191960 and 191961	10
*192445	—	Singerlight Lead for 192444.....	—
192446	6846	Twin Terminal complete for 24-62 and 24-65 Machines, for Portable Case Sets Nos. 202 and 205, Nos. 192447 and two each 1785, 51523, 191933 and wood screws 1½ in. No. 12 R. H. M. F. O. and A., obsolete.....	30
192447	—	Twin Terminal Block for 192446, obsolete	—
192463	9656	Controller Resistance Unit Shield, for 24-67 Machine, for Library Cabinet Table Set No. 40.....	20
192469	6846	Controller Cover (two wood screws ¾ in. No. 3 R. H. Brass) for 24-62 and 24-65 Machines, for Portable Case Sets Nos. 202 and 205.....	40
192470	6846	Controller Cover Insulation (paper) for 24-62 and 24-65 Machines, for Portable Case Sets Nos. 202 and 205.....	06
192540	2944	Lead Cord Plug complete, for lamp socket, for 190984, 191089, 192425 and 192851, Nos. 192541 to 192543.....	14

## NUMERICAL LIST OF PARTS

NO.	PLATE	NAME	EACH
192541	2944	Lead Cord Plug Base for 192540.....	\$ 05
192542	2944	" " " Cap for 192540.....	10
192543	2944	" " " Flash Disc (fibre) for 192540.....	01
192544	6847	Controller Foot Roller (bakelite) for 192600, obsolete.....	14
192545	8187	Controller Foot Roller Stud for 192600, obsolete.....	12
192546	6847	Controller Foot Roller Stud Bracket for 192548, obsolete.....	30
192547	6847	Controller Foot Roller Lever with 192349 and 192350, for 192548, obsolete.....	60
192548	—	Controller Foot Roller Lever 192547 with 192546 for 192600, obsolete.....	90
192600	—	Controller Foot Roller Lever 192548 with 192545 and two 192544, for 192256 to 192258, obsolete.....	1 30
*192642	—	Three-Pin Terminal Body (male half) for 192797.....	30
*192643	—	Three-Pin Terminal (female half) Housing (upper) for 192989.....	10
*192644	—	Three-Pin Terminal (female half) Housing (lower) for 192989.....	10
192691	9326	Three-Pin Terminal (female half) Insert Sleeve for 192989.....	06
192692	9326	Three-Pin Terminal (female half) Insert Clamp for 192989.....	01
192778	—	Armature complete for B. U. 103 B. U. 103c, B. U. 103P and B. U. 203 Motors..	6 00
192779	—	Armature complete for B. U. 107, B. U. 107c, B. U. 107P and B. U. 207 Motors..	6 00
192780	6849	Pulley with 460c, for B. U. Motors.....	14
192782	—	Field Coil complete for B. U. 103 and B. U. 203 Motors, Nos. 192783 and 192784, obsolete.....	1 50
*192783	—	Field Coil (upper) for 192782, obsolete...	90
*192784	—	" " (lower) for 192782, obsolete.....	90
192785	—	Field Coil complete for B. U. 107 and B. U. 207 Motors, Nos. 192786 and 192787, obsolete.....	1 50
*192786	—	Field Coil (upper) for 192785, obsolete...	90
*192787	—	" " (lower) for 192785, obsolete....	90
192790	9326	Three-Pin Terminal Adaptor Bushing for 192989.....	02
192793	9326	Three-Pin Terminal Body (male half) Post for 192797.....	06

## NUMERICAL LIST OF PARTS

NO.	PLATE	NAME	EACH
192797	6846	Three-Pin Terminal Body (male half) com- plete, for 24-66 and 24-67 Machines, Nos. 192642 and three each 51582, 192793 and 701719.....	\$ 50
192802	—	Screw Eye 192803 with 192804, for 24-65 Machine (Electrical Trimmings) for Portable Case Set No. 205, obsolete....	03
192803	—	Screw Eye for 192802, obsolete.....	02
192804	—	" " Insulation (rubber) for 192802, obsolete.....	01
192805	6850	Controller Resistance Unit Driver Oil Pad (felt) for 192807.....	02
192806	6850	Controller Resistance Unit Driver Oil Pad Holder for 192807.....	05
192807	—	Controller Resistance Unit Driver Oil Pad Holder 192806 with 192805, for 192212 to 192214 and 193394 to 193396.....	07
192810	6845	Controller Resistance Unit Yoke 192815 with 192816, for 192862 to 192864 and 192981.....	60
*192815	—	Controller Resistance Unit Yoke for 192810.....	—
*192816	—	Controller Resistance Unit Yoke Exten- sion for 192810.....	—
192819	9326	Controller Resistance Unit Yoke Spring for 192862 to 192864 and 192981.....	07
*192838	—	Controller Lead for 193398.....	—
192851	6853	Lead complete, from lamp socket to three- pin terminal, for B. U. Motor, for 24-66 and 24-67 Machines, Nos. 192540, 192852 and 192989.....	1 00
*192852	—	Lead Cord for 192851.....	35
*192862	—	Controller Resistance Unit Base 193243 with 192211, 192810, 192985 two each 23258, 51117j, 51118r, 192819 and 701690, for 193105.....	3 00
*192863	—	Controller Resistance Unit Base 193243 with 192140, 192810, 192985, two each 23258, 51117j, 51118r, 192819 and 701690, for 193106.....	3 00
*192864	—	Controller Resistance Unit Base 193243 with 192141, 192810, 192985, two each 23258, 51117j, 51118r, 192819 and 701690, for 193107.....	3 00
*192885	—	Controller Resistance Unit Yoke Exten- sion Guide for 193243.....	—



NO.	PLATE	NAME	EACH
192889	—	Controller complete, for 32 to 55 volts, A. C. or D. C. Motor, for 24-67 Machine, for Library Cabinet Table Set No. 40, Nos. 50027R, 192211, 192896, 192910, 192981, 192985, 899279 and two each 23258, 51118R and 701690.....	\$8 00
192890	9656	Controller complete, for 95 to 145 volts, A. C. or D. C. Motor, for 24-67 Machine, for Library Cabinet Table Set No. 40, Nos. 50027R, 192140, 192896, 192910, 192981, 192985, 899333 and two each 23258, 51118R and 701690.....	8 00
192891	—	Controller complete, for 150 to 250 volts, A. C. or D. C. Motor, for 24-67 Machine, for Library Cabinet Table Set No. 40, Nos. 50027R, 192141, 192896, 192910, 192981, 192985, 899279 and two each 23258, 51118R and 701690.....	8 00
192894	6849	Controller Resistance Unit Bell Crank for 192981.....	25
192896	6845	Controller Resistance Unit Cover for 192889 to 192891.....	30
192897	6852	Knee Lever complete for 192981, Nos. 793R, 22436R, 192966 and 192967.....	1 20
192898	6852	Knee Lever Arm for 192981.....	90
*192899	—	“ “ “ Bracket (back) for 193390.....	—
*192900	—	Knee Lever Arm Bracket (front) for 193390.....	—
192901	9326	Brush Holder Tube Insulation for B. U. Motors.....	14
192909	6850	Controller Lead Tube Clamp, double (Electrical Trimmings) for Library Cabinet Table Set No. 40.....	03
192910	—	Controller Lead complete, from controller to three-pin terminal, for 192889 to 192891, Nos. 192911 and two each 191960, 191961, 192954 and 192955....	25
*192911	—	Controller Lead for 192910.....	—
192912	6853	Singerlight Lead Tube 192913 with two 192946, for 193153.....	14
*192913	—	Singerlight Lead Tube (wiremold) for 192912.....	25
192914	6852	Lead Tube 192915 with two 192946, for B. U. Motor, for 24-65 to 24-67 Machines.....	14
*192915	—	Lead Tube (wiremold) 9 in. long, for 192914.....	—

NO.	PLATE	NAME	EACH
192916	2944	Controller Lead Tube 192917 with two 192916 (Electrical Trimmings) for Library Cabinet Table Set No. 40.....	\$ 10
*192917	—	Controller Lead Tube (wiremold) for 192916.....	—
192918	2944	Controller Lead Tube Clamp (single) (Electrical Trimmings) for Library Cabinet Table Set No. 40.....	02
192918	2944	Motor Lead Tube Clamp (Electrical Trimmings) for Portable Case Set No. 205..	02
192918	2944	Singerlight Lead Tube Clamp for 24-66 Machine (Electrical Trimmings) for Portable Case Set No. 205.....	02
192923	6849	Controller Resistance Unit Bell Crank for 193105 to 193107.....	30
*192925	—	Controller Resistance Unit Driver Crank for 193044.....	—
192926	6849	Controller Resistance Unit Driver Crank Connecting Link for 24-66 Machine, for Portable Case Set No. 205.....	30
*192927	—	Controller Resistance Unit Driver Bracket Hub for 192929.....	—
*192928	—	Controller Resistance Unit Driver Bracket for 192929.....	—
*192929	—	Controller Resistance Unit Driver Bracket 192928 with 192927, for 193044.....	—
192930	9326	Brush Holder Tube Cap for B. U. Motors	06
*192946	—	Controller Lead Tube Ferrule for 192916	08
*192946	—	Lead Tube Ferrule for 192914.....	08
*192946	—	Motor Lead Tube Ferrule for 192914 and 193151.....	08
*192946	—	Singerlight Lead Tube Ferrule for 192912 and 193148.....	08
192947	9326	Brush (carbon) for 150 to 250 volts, for B. U. Motors.....	10
*192954	—	Controller Lead Terminal Cap Body (terminal end) for 192910, 193118 and 193120.....	01
*192954	—	Field Coil Lead Terminal Clip Body for B. U. Motors.....	01
*192954	—	Singerlight Lead Terminal Clip Body for 193114 and 193155.....	01
*192955	—	Controller Lead Terminal Clip Body Cap (terminal end) for 192910, 193118 and 193120.....	01
*192955	—	Field Coil Lead Terminal Clip Body Cap for B. U. Motors.....	01

## NUMERICAL LIST OF PARTS

NO.	PLATE	NAME	EACH
*192955	—	Singerlight Lead Terminal Clip Body Cap for 193114 and 193155.....	\$ 01
192966	6852	Knee Lever Extension for 192897.....	55
192967	6852	“ “ for 192897.....	55
*192970	—	Controller Resistance Unit Driver for 193044.....	—
192973	6852	Knee Lever for 192975.....	1 50
192974	6852	“ “ Extension for 192975.....	60
192975	6852	Knee Lever complete for 24-66 Machine, for Portable Case Set No. 205, Nos. 793R, 22436R, 192973 and 192974.....	2 30
192981	—	Controller Plate 193390 with 1547R, 1620R, 1718R, 51106C, 51108C, 51109C, 51231C, 51588R, 192810, 192894, 192897, 192898, 193243 and two each 50027R, 51117J and 192819, for 192889 to 192891.....	—
192985	9326	Controller Resistance Unit Adjusting Nut (insulating) with 192303, for 192862 to 192864 and 192889 to 192891.....	20
192989	6846	Three-Pin Terminal (female half) complete for 192851, Nos. 192643, 192644, 192790, two each 1768R, 51093R and three each 192691 and 192692.....	50
192995	6846	Controller Cover for 24-66 Machine (Electrical Trimmings) for Portable Case Set No. 205.....	40
192996	6846	Controller Cover and Three-Pin Terminal Plate for 24-66 Machine (Electrical Trimmings) for Portable Case Set No. 205.....	20
193044	6845	Controller Resistance Unit Driver complete for 24-66 Machine, for Portable Case Set No. 205, Nos. 192925, 192929, 192970 and two wood screws $\frac{5}{8}$ in. No. 8 R. H. M. F. O. and A.....	1 20
*193060	—	Field Core complete for B. U. Motors....	2 50
193104	6853	Singerlight (flexible, less lamp) complete, for 24-66 Machine, for Portable Case Set No. 205, Nos. 34584, 190743, 190745, 191082, 191785, 191789, 191962, 192427, 193114, 193148 and two 191786.....	4 20
193105	—	Controller complete, for 32 to 55 volts, A. C. or D. C. Motor, for 24-66 Machine, for Portable Case Set No. 205, Nos. 974F, 1708J, 192862, 192923, 193118, 193120, 899279 and two 193123.....	6 00

## NUMERICAL LIST OF PARTS

NO.	PLATE	NAME	EACH
193106	6852	Controller complete, for 95 to 145 volts, A. C. or D. C. Motor, for 24-66 Machine, for Portable Case Set No. 205, Nos. 974F, 1708J, 192863, 192923, 193118, 193120, 899279 and two 193123.....	\$6 00
193107	—	Controller complete, for 150 to 250 volts, A. C. or D. C. Motor, for 24-66 Machine, for Portable Case Set No. 205, Nos. 974F, 1708J, 192864, 192923, 193118, 193120, 899279 and two 193123.....	6 00
193108	6849	Singerlight Lead Bushing for 193104 and 193153.....	05
193114	6853	Singerlight Lead complete for 193104, Nos. 193115 and two each 192954 and 192955.....	30
*193115	—	Singerlight Lead for 193114.....	—
193118	6852	Controller Lead (black) complete, from controller to three-pin terminal, for 193105 to 193107, Nos. 191960, 191961, 192954, 192955 and 193119.....	14
*193119	—	Controller Lead (black) for 193118.....	—
193120	6852	Controller Lead (yellow tracer thread) complete, from controller to three-pin terminal, for 193105 to 193107, Nos. 191960, 191961, 192954, 192955 and 193121.....	14
*193121	—	Controller Lead (yellow tracer thread) for 193120.....	—
193122	6848	Motor Bracket, for B. U. Motor, for 24-66 and 24-67 Machines.....	1 25
193123	6850	Controller Lead Position Clip for 193105 to 193107.....	10
193140	—	Field Coil complete for B. U. 107F Motor, Nos. 193141 and 193142.....	1 50
*193141	—	Field Coil (upper) for 193140.....	90
*193142	—	Field Coil (lower) for 193140.....	90
193148	6853	Singerlight Lead Tube 193149 with two 192946, for 193104.....	10
*193149	—	Singerlight Lead Tube (wiremold) for 193148.....	03
193151	6852	Motor Lead Tube 193152 with two 192946, for 24-67 Machine.....	20
*193152	—	Motor Lead Tube (wiremold) 19 in., long for 193151.....	—

From the library of: Diamond Needle Corp

NO.	PLATE	NAME	EACH
193153	6853	Singerlight (flexible, less lamp) complete for 24-67 Machine, for Library Cabinet Table Set No. 40, Nos. 34584, 190743, 190745, 191082, 191785, 191789, 191915, 191962, 192427, 192912, 193108, 193155 and two 191786. ....	\$4 20
193155	6853	Singerlight Lead complete for 193153, Nos. 193156 and two each 192954 and 192955	30
*193156	—	Singerlight Lead for 193155. ....	—
193172	—	Field Coil complete for B. U. 107c Motor, Nos. 193173 and 193174. ....	1 50
*193173	—	Field Coil (upper) for 193172. ....	90
*193174	—	“ “ (lower) for 193172. ....	90
193243	6845	Controller Resistance Unit Base with 192885, for 192862 to 192864 and 192981	2 40
*193389	—	Controller Resistance Unit Bell Crank Bracket for 193390. ....	—
193390	6852	Controller Plate with 192899, 192900, 193389 and four wood screws ½ in. No. 7 R. H. M. F. O. and A., for 192981. ....	2 70
193394	—	Controller complete, for 32 to 55 volts, for A. C. or D. C. Motor, for 24-62 Machine, for Portable Case Set No. 202, Nos. 51007D, 191278, 192211, 192269, 192273, 192274, 192302, 192304, 192305, 192807, 193397, 193398, 899279 and two each 23258, 50939R and 701690. ....	6 00
193395	6852	Controller complete, for 95 to 145 volts, for A. C. or D. C. Motor, for 24-62 Machine, for Portable Case Set No. 202, Nos. 51007D, 191278, 192140, 192269, 192273, 192274, 192302, 192304, 192305, 192807, 193397, 193398, 899279 and two each 23258, 50939R and 701690. ....	6 00
193396	—	Controller complete, for 150 to 250 volts, for A. C. or D. C. Motor, for 24-62 Machine, for Portable Case Set No. 202, Nos. 51007D, 191278, 192141, 192269, 192273, 192274, 192302, 192304, 192305, 192807, 193397, 193398, 899279 and two each 23258, 50939R and 701690. ....	6 00
193397	6852	Controller Lead, 5¼ in. long complete for 193394 to 193396, Nos. 190658, 190987, 191960 and 191961. ....	55
193398	6852	Controller Lead, 6⅝ in. long, complete for 193394 to 193396, Nos. 190659, 191960, 191961 and 192838. ....	55

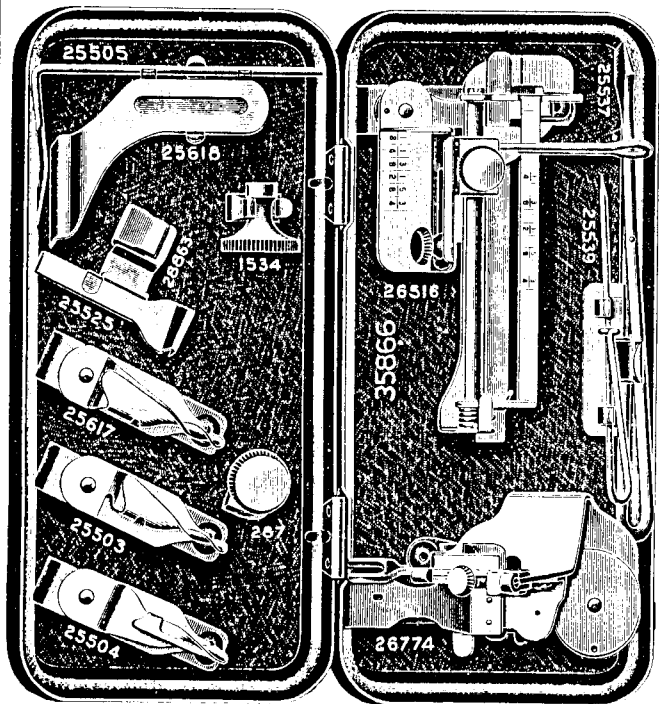
NO.	PLATE	NAME	EACH
701654	6851	End Cover (pulley end) Lead Bushing Washer for 192396. ....	\$ 01
701690	9326	Controller Resistance Unit Screw Washer (large) for 192212 to 192214, 192256 to 192258, 192862 to 192864, 192889 to 192891 and 193394 to 193396. ....	03
701719	9326	Three-Pin Terminal Body (male half) Post Washer for 192797. ....	01
899279	—	Name Plate for 192212, 192214, 192889, 192891, 193105 to 193107 and 193394 to 193396. ....	20
899281	—	Name Plate for B. U. Motors. ....	—
899287	—	“ “ “ 192256 and 192258. ....	—
899289	—	“ “ “ 192213. ....	—
899295	—	“ “ “ 192257. ....	—
899333	—	“ “ “ 192890. ....	—

Genuine Singer Needles and their Containers are marked with the Company's Trade Mark "SIMANCO." 1

Needles in Containers marked "For Singer Machines" are not Singer made needles. 2

PLATE 945—ONE-HALF SIZE

35867



LIST OF PARTS

SEWING MACHINE

No. 24-63 to 24-63 and

24-65 to 24-67

From the library of: Diamond Needle Corp

PLATE 1005—FULL SIZE

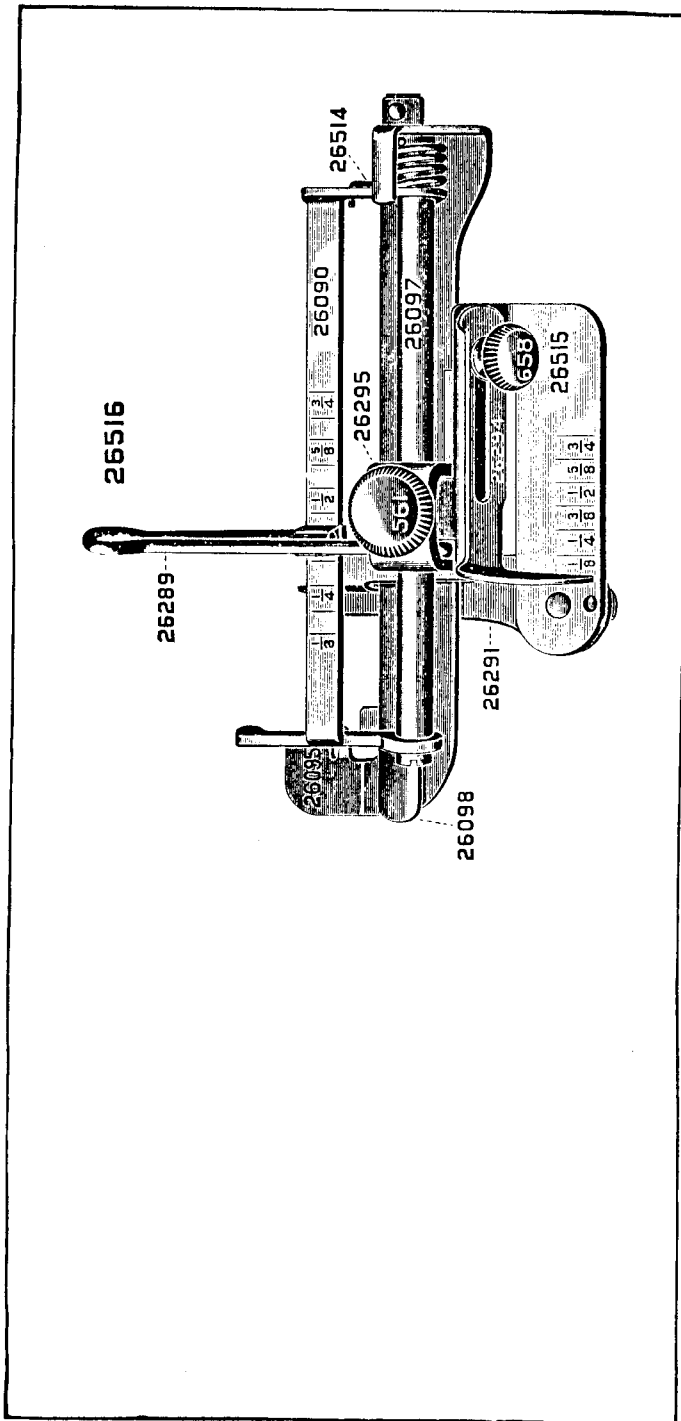
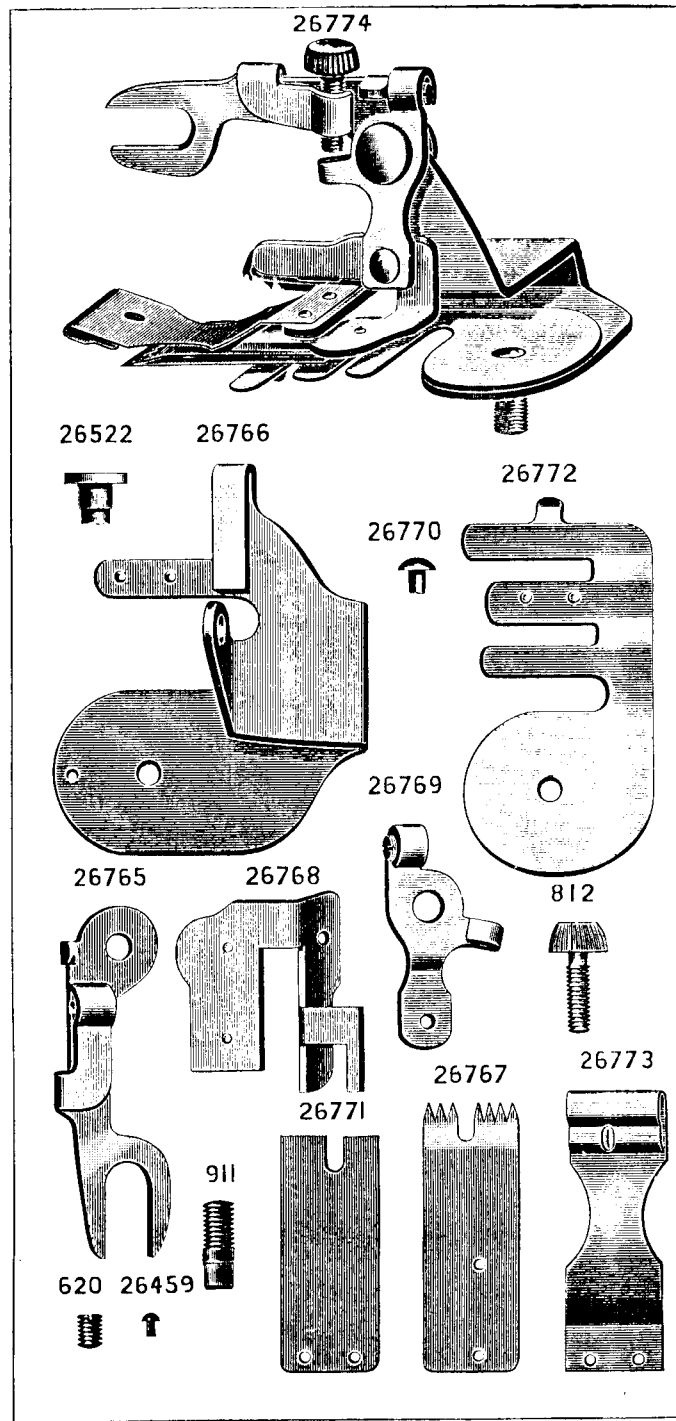


PLATE 2711—FULL SIZE



From the library of: Diamond Needle Corp

PLATE 2714—ONE-HALF SIZE

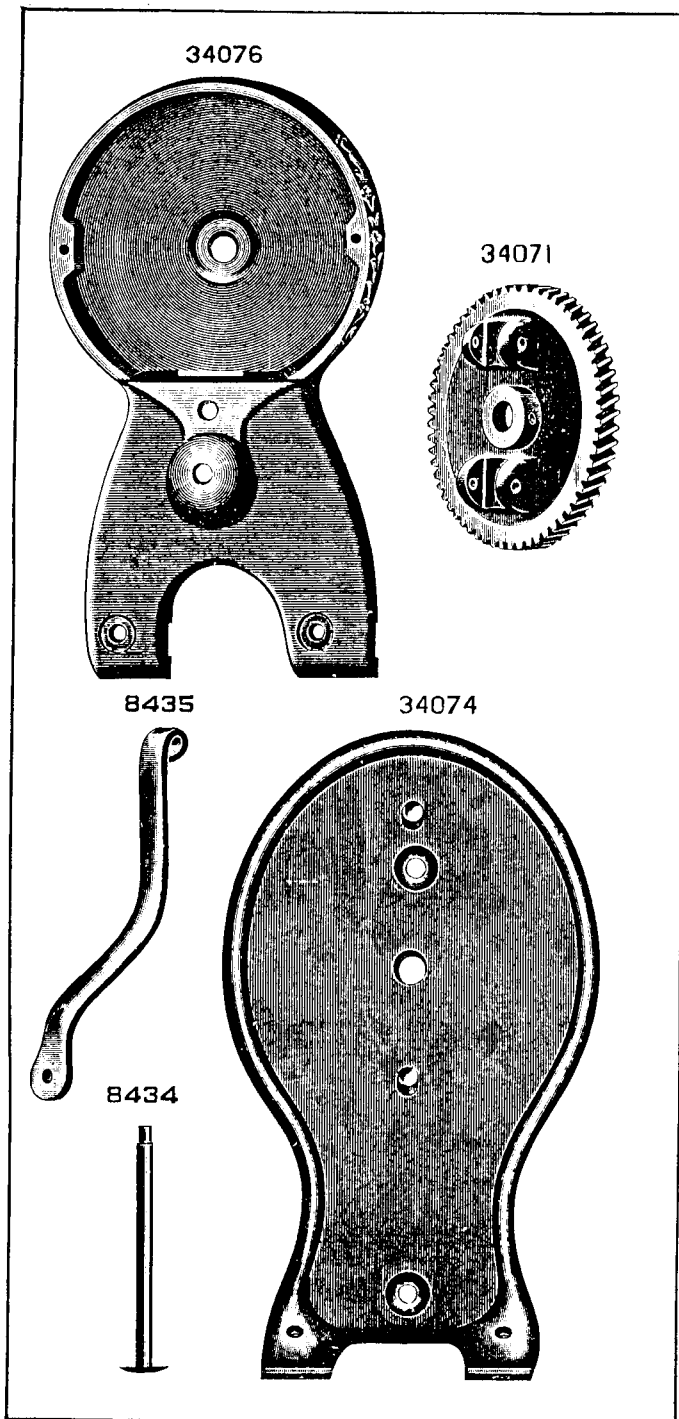
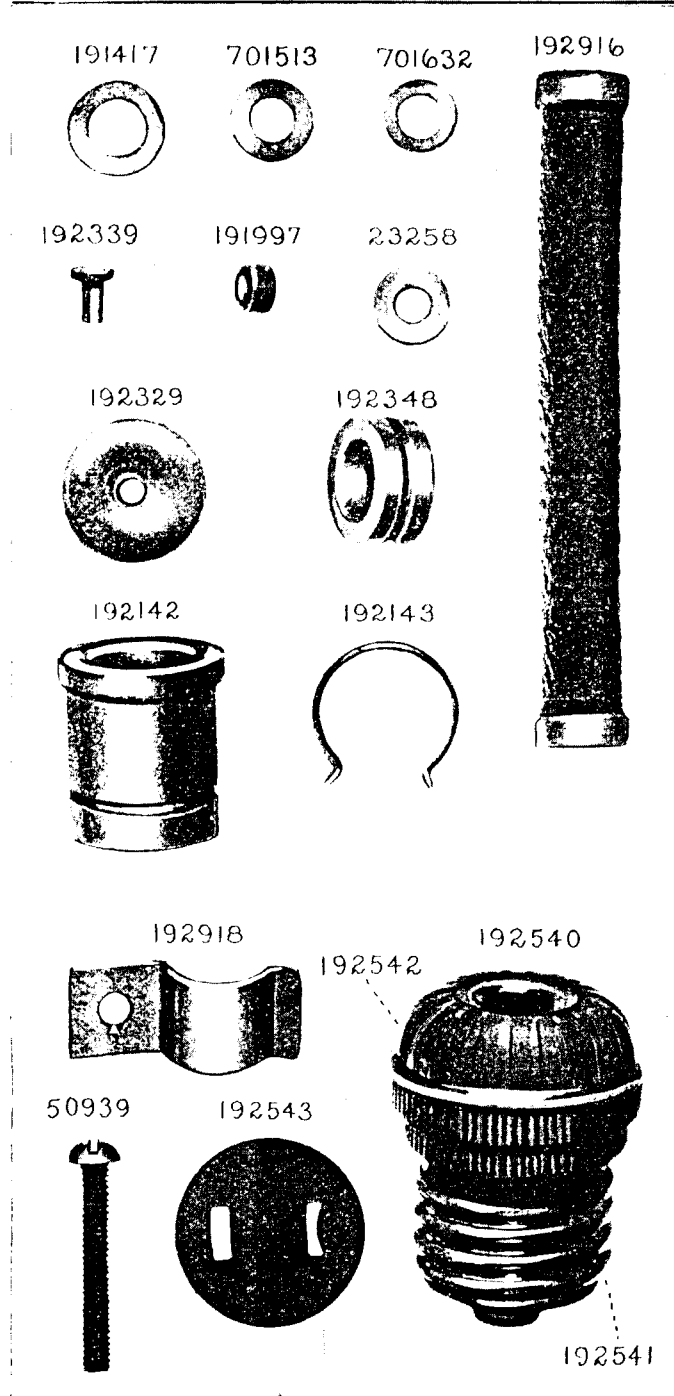


PLATE 2944—FULL SIZE



From the library of: Diamond Needle Corp

PLATE 6818—ONE-HALF SIZE

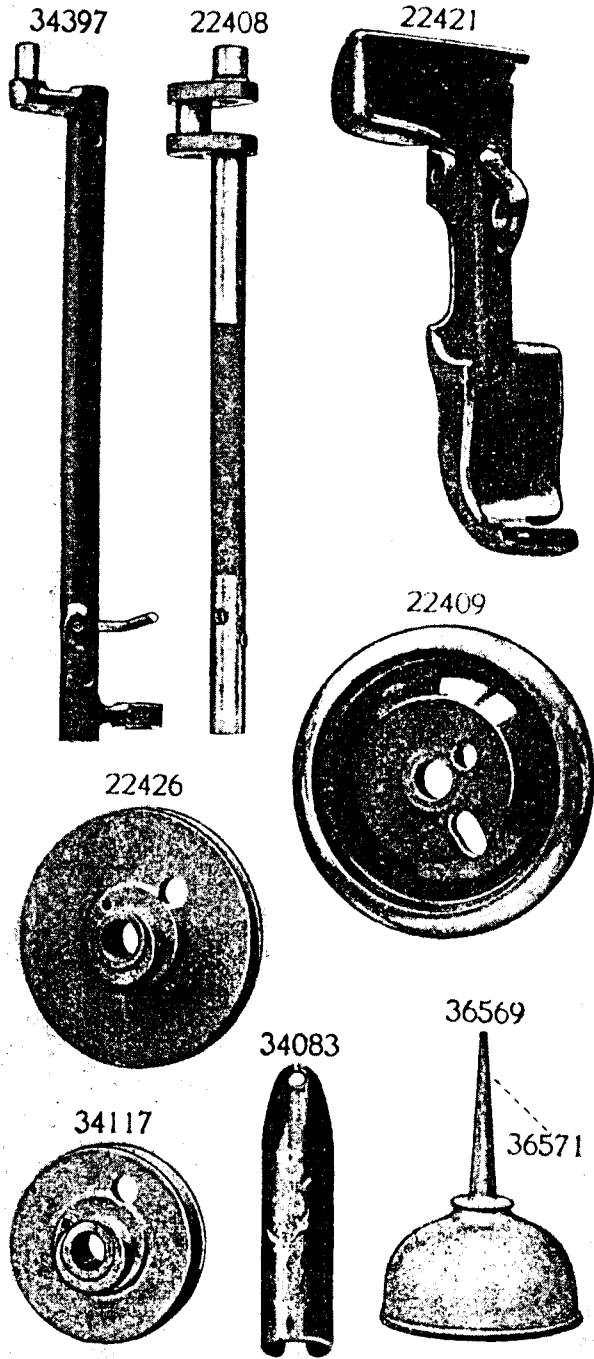
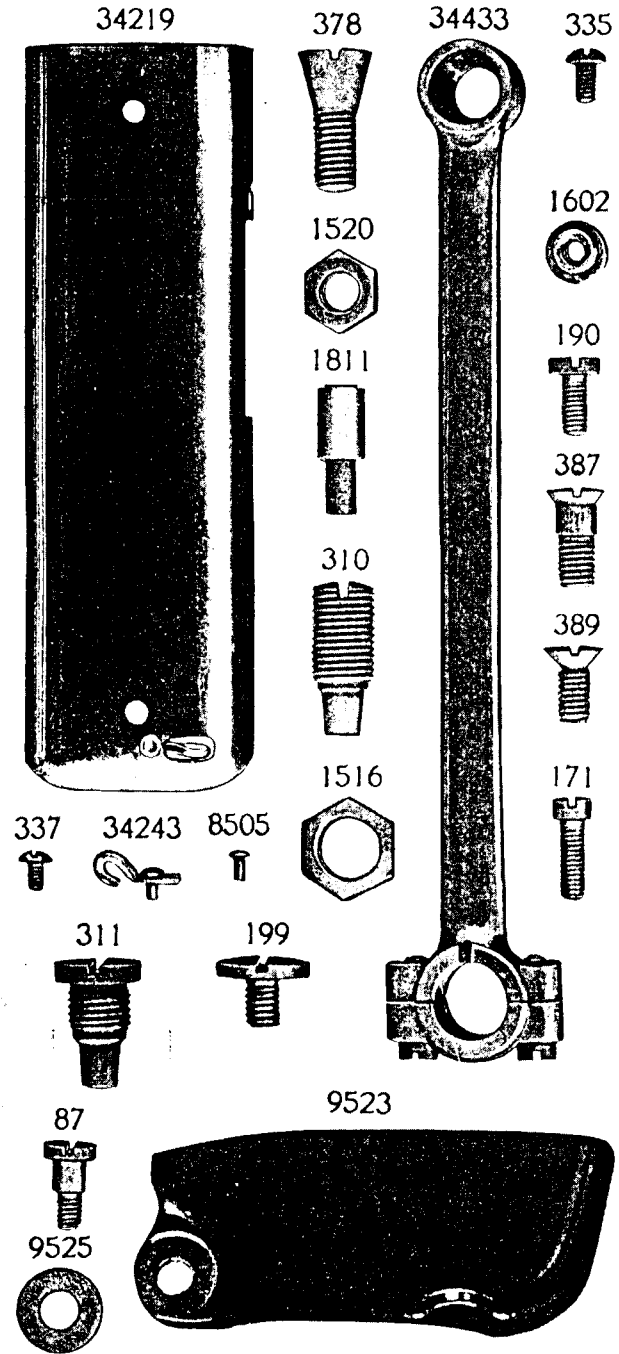


PLATE 6819—FULL SIZE



From the library of: Diamond Needle Corp

PLATE 6820—ONE-HALF SIZE

22410





PLATE 6821—FULL SIZE

34398



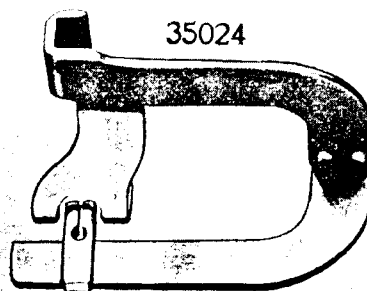
34413



34421



35024



36782





PLATE 6822—FULL SIZE

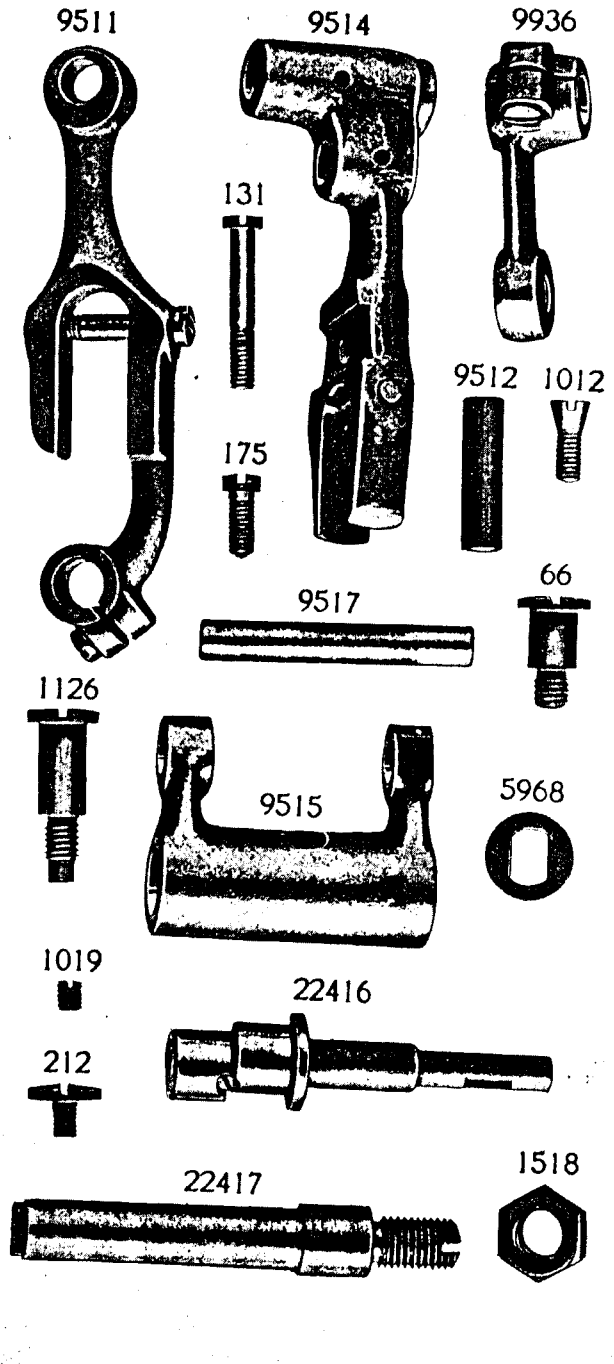
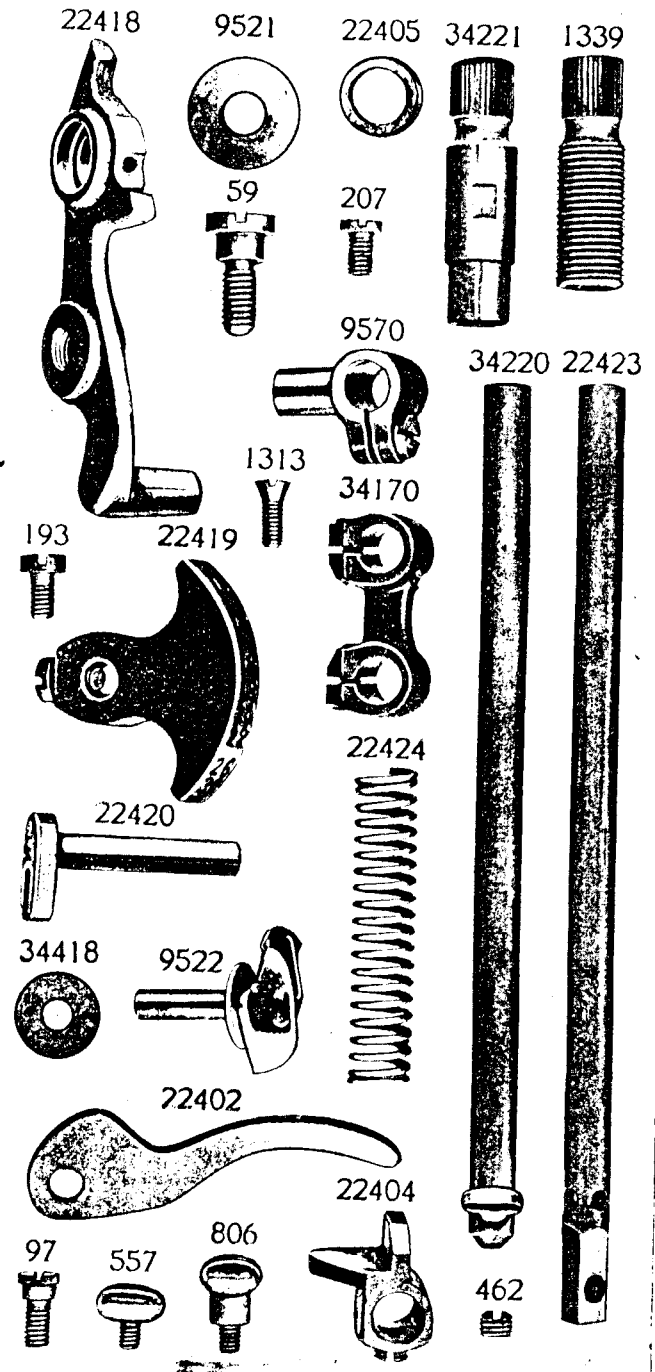


PLATE 6823—FULL SIZE



From the library of: Diamond Needle Corp

PLATE 6824—FULL SIZE

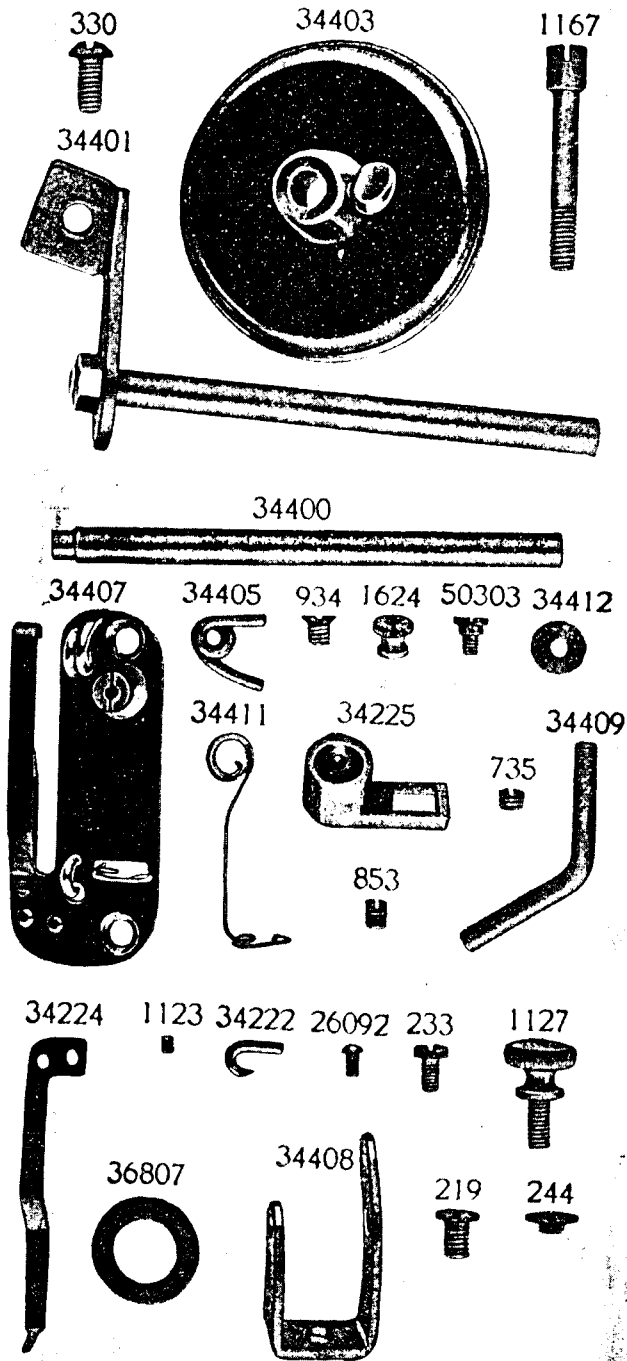
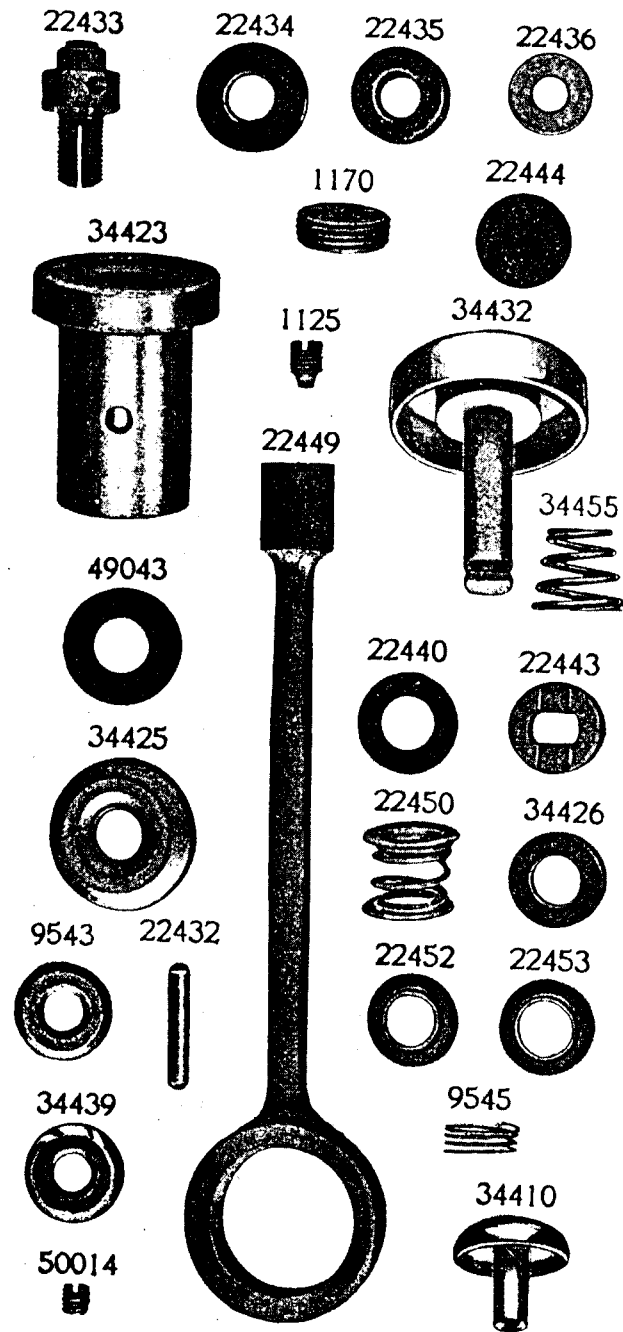


PLATE 6825—FULL SIZE



From the library of: Diamond Needle Corp

PLATE 6831—FULL SIZE

34075



690




8382



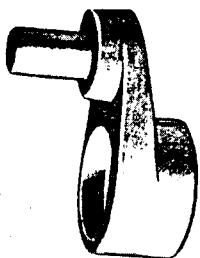
8280



1327



34077



34072



1620



399



8281



8282



240



663



659



45



34073





PLATE 6834—ONE-HALF SIZE

34457



From the library of: Diamond Needle Corp

PLATE 6835—FULL SIZE

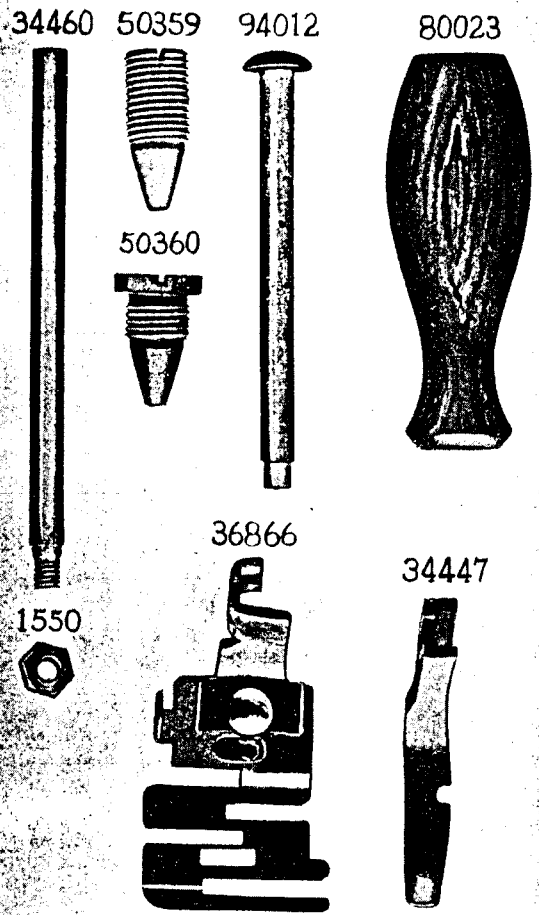




PLATE 6836—FULL SIZE




From the library of: Diamond Needle Corp

PLATE 6837—FULL SIZE

34546



28186



34447



36866






PLATE 6838—ONE-FOURTH SIZE

34545



191186



191184

190984

190355

19095

190659

From the library of: Diamond Needle Corp

PLATE 6839—ONE-HALF SIZE





PLATE 6841—ONE-HALF SIZE



From the library of: Diamond Needle Corp

PLATE 6844—FULL SIZE





PLATE 6845—ONE-HALF SIZE




From the library of: Diamond

PLATE 6846—ONE-HALF SIZE

9566



192446




192996




192469



192470




192995



192797



34567




192989




PLATE 6847—ONE-HALF SIZE

192547




192338



192546



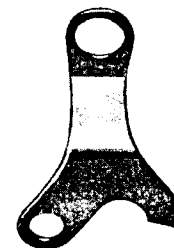
192340



192544



192427



From the library of: Diamond Needle Corp



PLATE 6848—ONE-HALF SIZE

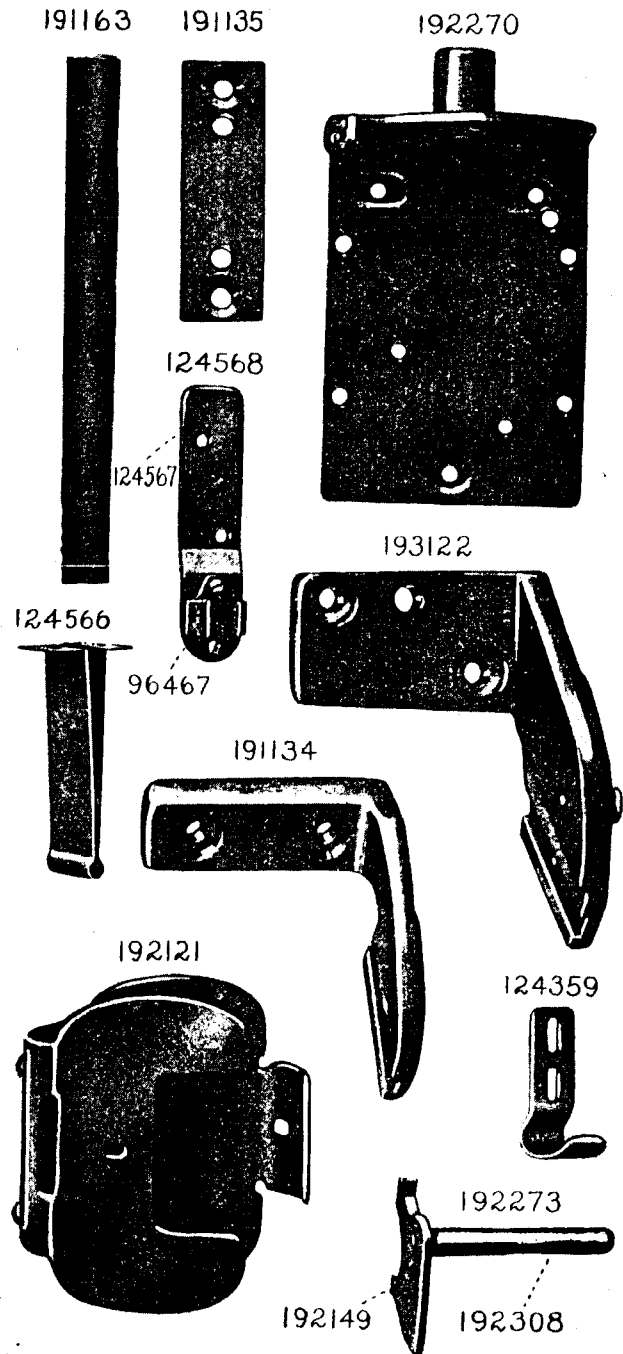
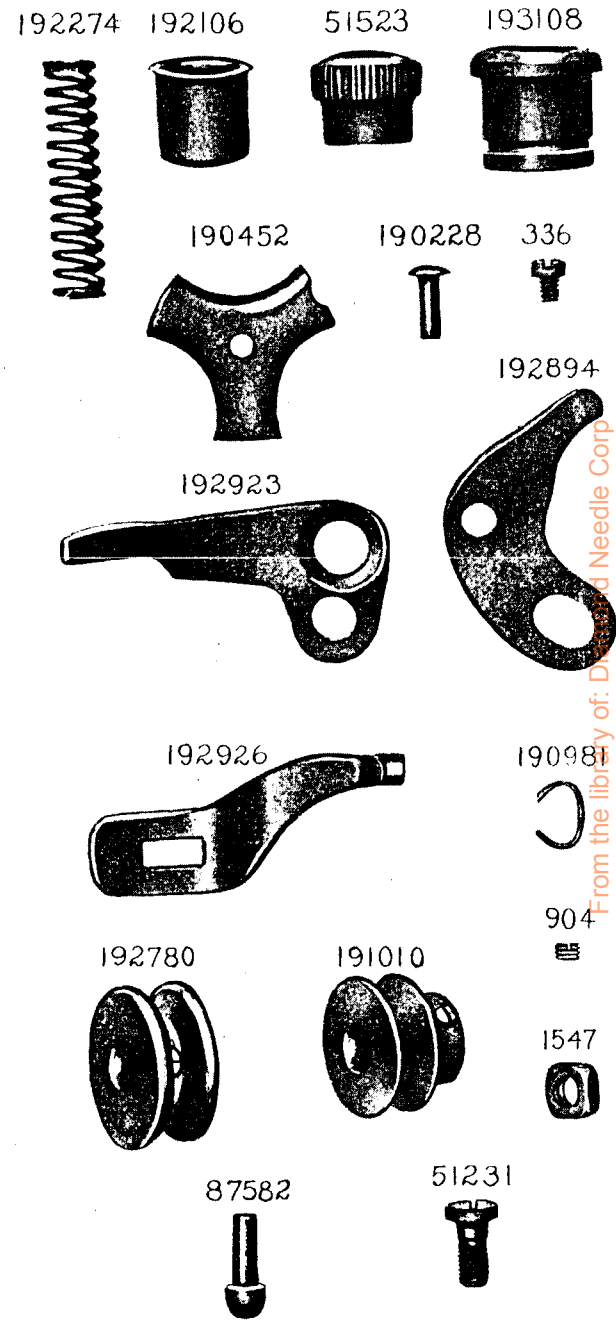


PLATE 6849—FULL SIZE



From the library of: D. B. ... and Needle Corp

PLATE 6850—FULL SIZE

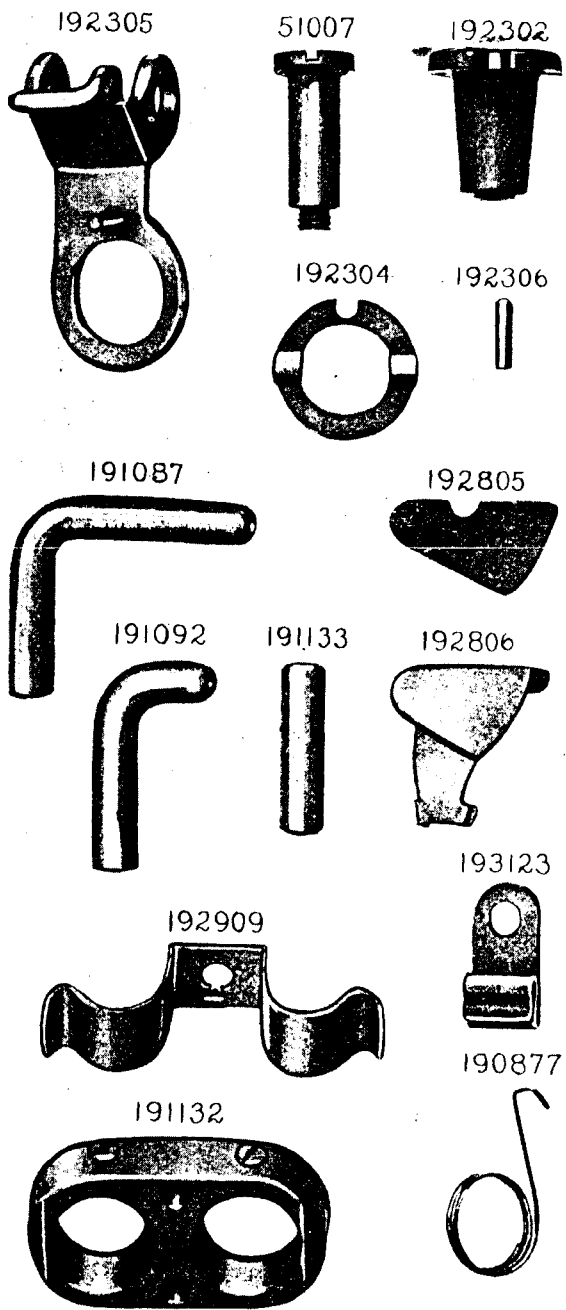
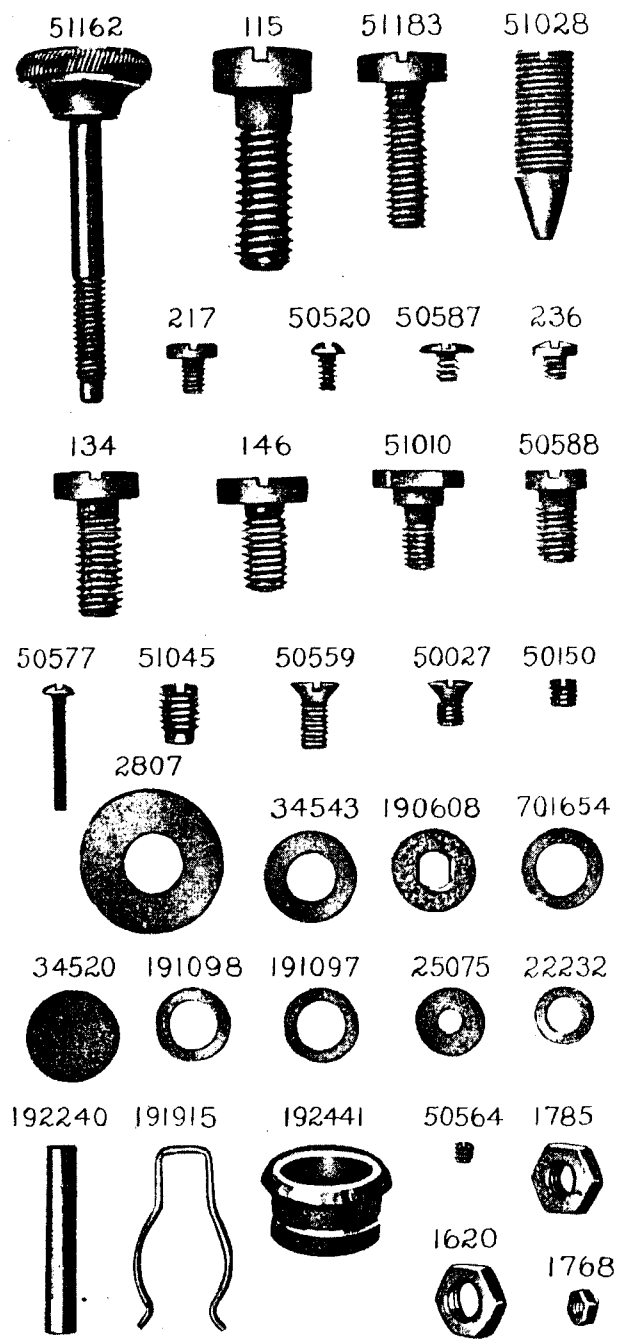


PLATE 6851—FULL SIZE



From the library of: Diamond Needle Corp.

PLATE 6852—ONE-FOURTH SIZE

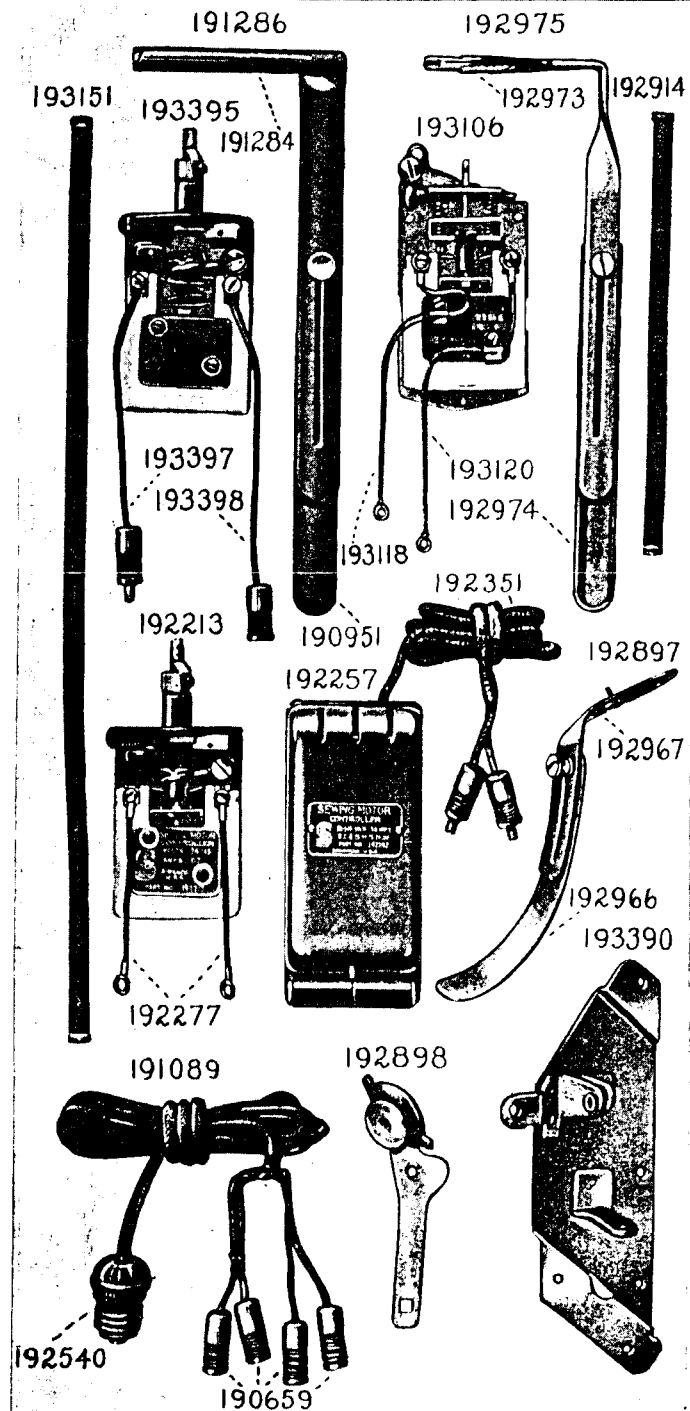
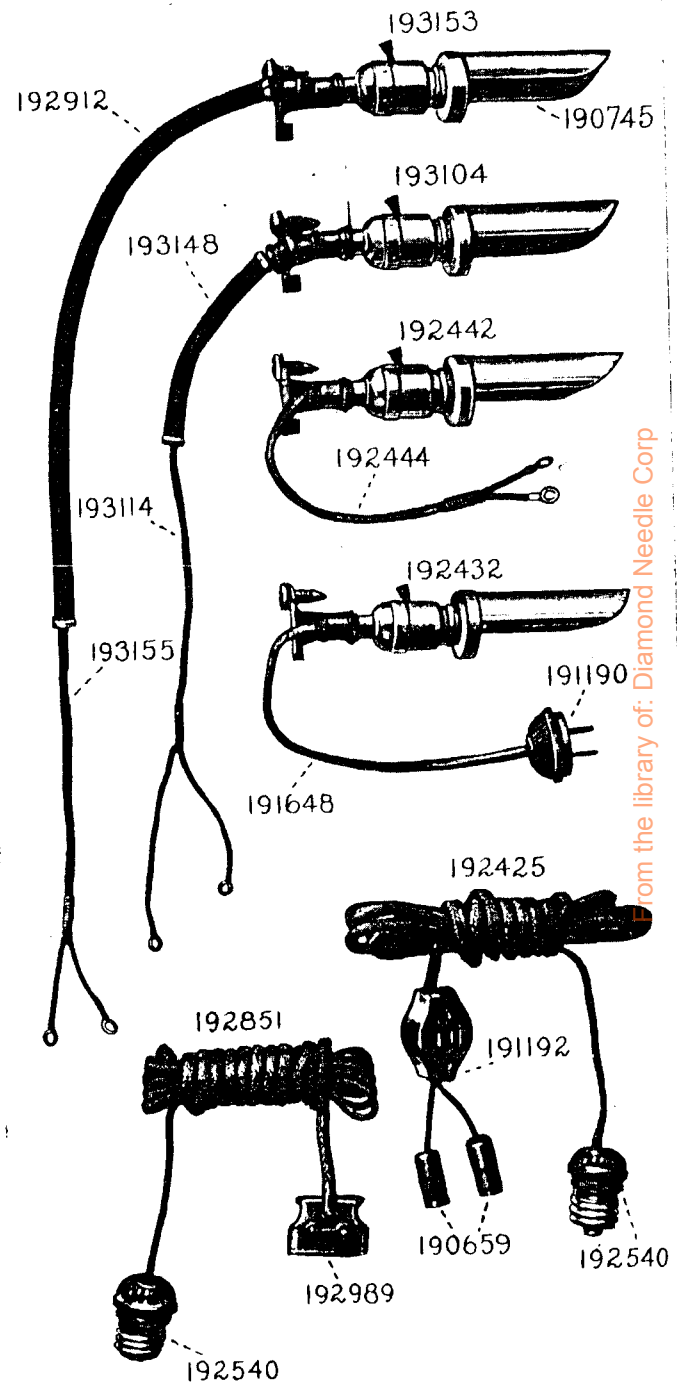


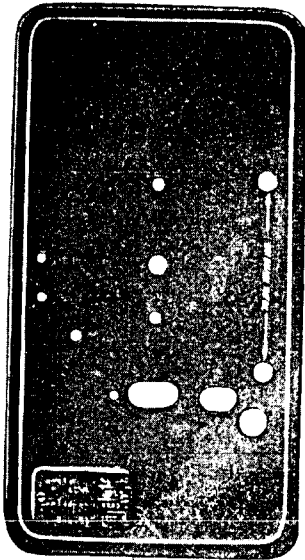
PLATE 6853—ONE-FOURTH SIZE




From the library of: Diamond Needle Corp

PLATE 6854—ONE-FOURTH SIZE


34596



34585



97042



34598

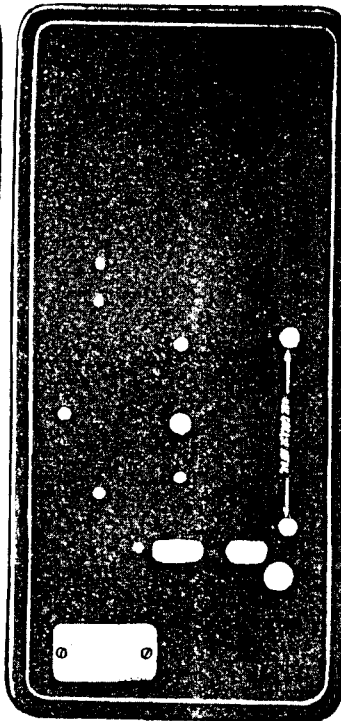



PLATE 8151—FULL SIZE

50517




190086



460



190563



329



50445



168



50518



190782



190548




190079




335



190095



190547



190083

190268




1654



50516



190445



701



190073

190074

190076



190314



36648



190075



190058



190559




190304



from the library of Diamond Needle Corp.

PLATE 8187—FULL SIZE


192545 191279 191280 192344 192346



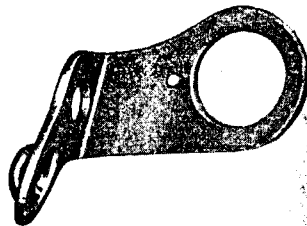
192339 192349 192350



191869



191859




191278



192348



192329



191703



191417



192345



191701




191410



50632



50609



50615




1521

51010



50596

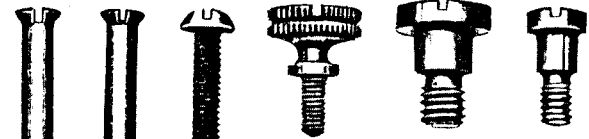
50200



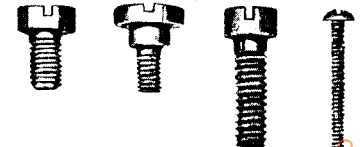
197

PLATE 9326—FULL SIZE

51139 51138 51118 793 51109 51108



51119 51116 145 51093



86



51106



974



51117



225



227



602



1620



1708



1718



51588



1550



701690



192790



22436




701719



97359



192819



192793



192901



192985



51582



192691



192947



192692



192930



From the library of: Diamond Needle Co. Inc.